



GEORGIA

DEPARTMENT OF CORRECTIONS

**Prison Rape Elimination Act
(PREA)
2017 Annual Report**



Prison Rape Elimination Act (PREA) Annual Report - 2017

Georgia Department of Corrections

Introduction

The Prison Rape Elimination Act of 2003 (PREA) was signed into federal law with the purpose to provide for the analysis of incidence and effects of prison rape in Federal, State and local institutions and to provide information, resources, recommendations and funding to protect individuals from prison rape. In 2012, the Bureau of Prisons published standardized guidelines promulgated by the Attorney General of the United States. PREA applies to all public and private institutions that house adult or juvenile offenders.

The Georgia Department of Corrections (GDC) maintains a zero-tolerance policy regarding sexual abuse and harassment of offenders within the agency's 34 state prison facilities, 13 transitional centers, 9 probation detention centers, 5 substance abuse and integrated treatment facilities, 23 county correctional institutions and 4 private prisons.

All sexual abuse and sexual harassment allegations are investigated. Each case is documented on an incident report and entered into GDC's offender management program (SCRIBE). The originating facility is also required to retain all investigation documents at the local level. Allegations will be administratively and/or criminally investigated depending on the nature of the alleged incident. The Statewide PREA Coordinator tracks the progress of the investigations with constant contact with the facility in which the allegation was made and with the investigator that is assigned to the case, if applicable. Upon completion of each investigation, appropriate disciplinary action is taken against the perpetrator; where criminal intent is discovered, the case is presented to the appropriate District Attorney for prosecution. Case files of PREA allegations of a criminal nature are maintained for a period of at least ten years upon completion of the investigation.

It is important to note that the Georgia Department of Corrections is continually improving the reporting and investigation methods to ensure the highest level of compliance, as well as swift corrective action when needed. The agency's zero-tolerance policy not only aims to protect all offenders under GDC jurisdiction from sexual harassment and abuse, but also protect anyone who reports or cooperates with an on-going investigation, from retaliation.

This report summarizes all 2017 PREA allegations that were generated from the facilities that were mentioned in paragraph two.

The Georgia Department of Corrections compiles and investigates PREA allegations in 4 major categories: 1) Staff-to-Inmate Abuse; 2) Staff-to-Inmate Harassment; 3) Inmate-to-Inmate Abuse; and 4) Inmate-to-Inmate Harassment.

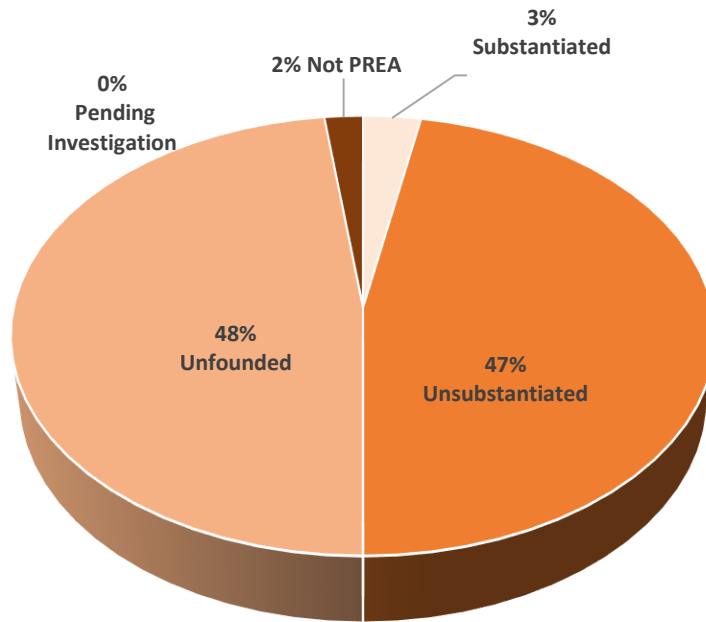
Upon completion of the investigation, all allegations will be deemed one of the four dispositions:

1. Substantiated: determined the event occurred;
2. Unsubstantiated: evidence was insufficient to make a final determination as to whether or not the event occurred;
3. Unfounded: determined the event to have not occurred;
4. Not PREA: determined to not meet the definition of a PREA allegation.

TOTAL ALLEGATIONS

During calendar year 2017, there were a total of 2,421 PREA allegations at our GDC operated and contracted facilities. Of those 2,421 allegations, 64 (3%) were Substantiated; 1137 (47%) were Unsubstantiated; 1151 (48%) were Unfounded; 2 (>1%) are pending investigation and 67 (2%) were deemed Not PREA.

Type	Description	State Prisons	TC's	Centers	Contracted	Total	%
Total Allegations	Substantiated	46	0	5	13	64	3%
	Unsubstantiated	1020	7	34	76	1137	47%
	Unfounded	1037	4	23	87	1151	48%
	Invest. Pending	1	0	0	1	2	0%
	Not PREA	52	0	1	14	67	2%
	Total Allegations		2157	11	63	191	2421

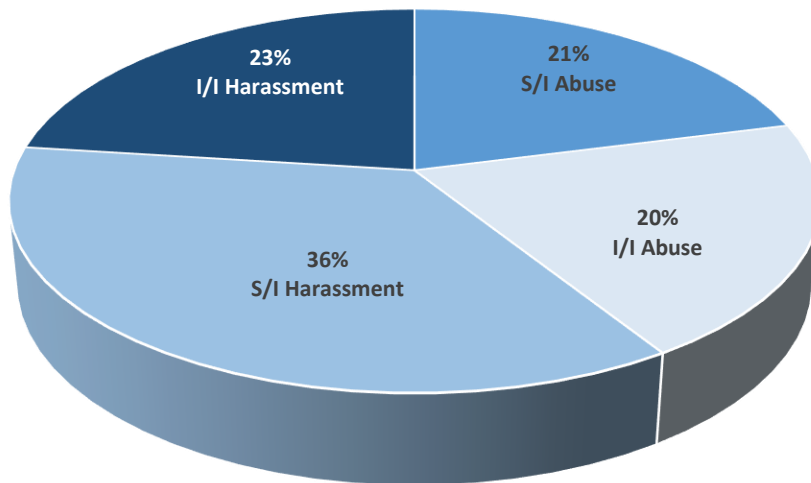


TOTAL ALLEGATIONS BY TYPE

During calendar year 2017, there were a total of 2,421 PREA allegations at our GDC operated and contracted facilities. Of those 2,421 allegations, 503 (21%) were Staff-to-Inmate Abuse; 494 (20%) were Inmate-to-Inmate Abuse; 872 (36%) were Staff-to-Inmate Harassment; 551 (23%) were Inmate-to-Inmate Harassment; 1 was a retaliation complaint; and 2 are pending investigation. *(Retaliation and Pending are not listed on the pie chart, due to the number ratio.)*

Type	Description	State Prisons	TC's	Centers	Contracted	Total	%
Total Allegations By Type	S/I Abuse	459	1	5	38	503	21%
	I/I Abuse	438	4	15	37	494	20%
	S/I Harassment	768	4	20	80	872	36%
	I/I Harassment	490	2	23	36	551	23%
	Retaliation	1	0	0	0	1	0%
	Pending	1	0	0	1	2	0%
	Total Allegations		2157	11	63	191	2421

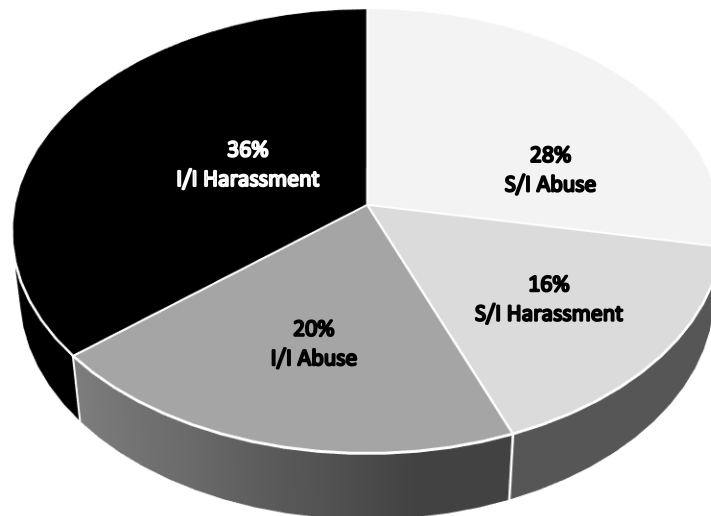
NOTE: The Pending is not added to the total here because they are included in the allegation type.



SUBSTANTIATED BY ALLEGATION TYPE

During calendar year 2017, there were a total of 2,421 PREA allegations at our GDC operated and contracted facilities. Of those 2,421 allegations, 64 were deemed substantiated: 19 were Staff-to-Inmate Abuse; 9 were Staff-to-Inmate Harassment; 13 were Inmate-to-Inmate Abuse and 23 were Inmate-to-Inmate Harassment.

Type	Description	State Prisons	TC's	Centers	Contracted	Total	%
Substantiated Cases	Substantiated S/I Abuse	14	0	1	4	19	28%
	Substantiated S/I Harassment	5	0	0	4	9	16%
	Substantiated I/I Abuse	12	0	1	0	13	20%
	Substantiated I/I Harassment	15	0	3	5	23	36%
	Total Abuse	46	0	5	13	64	100%



2017 Substantiated PREA Allegations

Staff-to-Inmate Harassment Incidents: (9)

In all nine substantiated cases of Staff-to-Inmate Harassment disciplinary action was taken at the facility level against the staff members involved.

Staff-to-Inmate Abuse Incidents: (19)

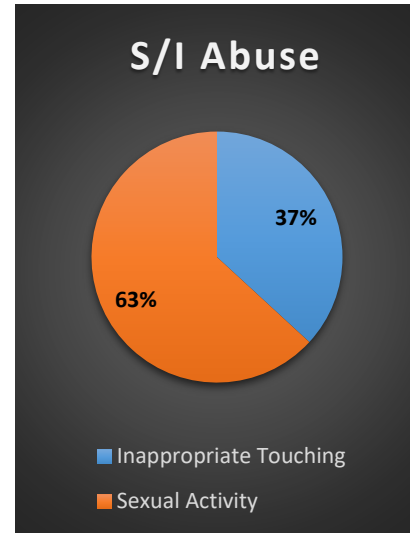
In all 19 substantiated cases of Staff-to-Inmate Abuse both an administrative and criminal investigation was conducted. In every case those with enough evidence to be considered for prosecution were forwarded to the appropriate District Attorney for prosecution.

Sexual Activity: (12)

- 33% (4 of 12) were forwarded to DA for prosecution
- 100% (12 of 12) were terminated or resigned employment

Inappropriate Touching/Contact/Exposure: (7)

- 14% (1/7) were forwarded to DA for criminal prosecution in another case
- 100% (7/7) were terminated or resigned from employment



Inmate-to-Inmate Sexual Harassment: (23)

Those inmates found guilty of Inmate on Inmate Sexual Harassment were subject to administrative sanctions through the Inmate Disciplinary procedure. In all cases housing changes were made where necessary to ensure the safety of the victim.

Inmate-to-Inmate Sexual Abuse: (13)

In every case of Inmate-to-Inmate Abuse both an administrative and criminal investigation was conducted. Those inmates found guilty of Inmate-to-Inmate abuse were not only subject to administrative disciplinary sanctions, but those whose cases had enough evidence for prosecution were forwarded to the appropriate District Attorney for prosecution.

54% Inappropriate Touching: (7)

In the seven inappropriate touching cases the aggressor was subject to administrative sanctions through the disciplinary process. Offender housing changes made as necessary to ensure the safety of the victim.

8% Threats of Rape: (1)

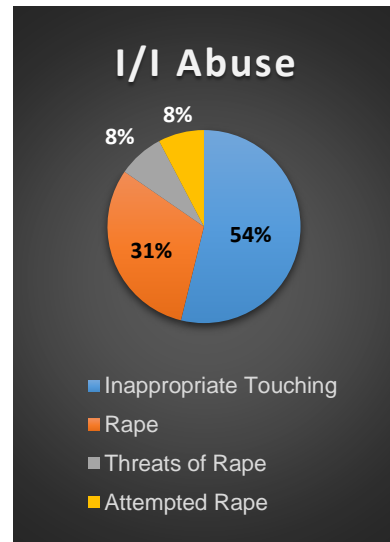
Disciplinary action was taken against the two aggressors.

31% Rape: (4)

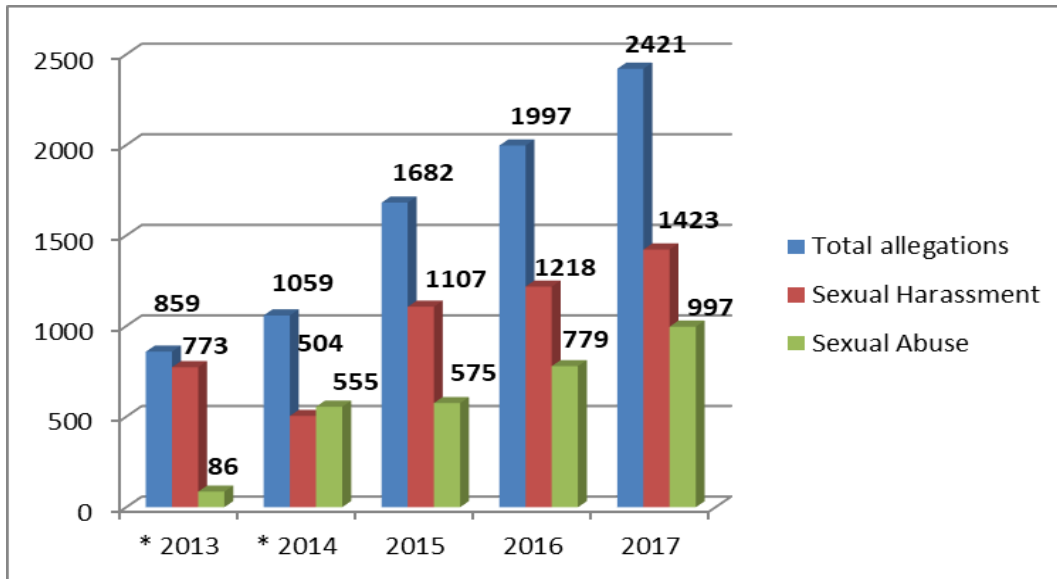
There are officially four substantiated abuse cases that are rape-related. Three of these have been forwarded to the DA for prosecution. The remaining investigation is still open.

8% Attempted Rape (1)

Disciplinary action was taken against the aggressor.



Comparison with Previous Years



*No audits were conducted in 2013 or 2014

YEAR	Allegations		Population Type					TOTAL
	Reported	Substantiated	SPs	PDCs	RSAT	TCs	Contracted	
2013	859	17	38,112	1,965	1,232	2,662	--	43,971
2014	1059	8	36,497	1,800	1,273	2,648	--	42,218
2015	1682	57	36,657	1,793	1,635	2,631	--	42,716
2016	1997	63	36,875	1,517	1,695	2,621	--	42,708
2017	2421	64	37,539	1,572	1,714	2,609	12,700	56,134

- Allegation data for contract facilities, (County Correctional Institutions and Private Facilities,) was previously not included on the agency annual report. The individual contract facility included this data in their respective facility annual reports. These data are included in the 2017 report as required by PREA Standard 115.89(b).
- The overall population increased by 31% with the inclusion of the contracted facilities, yet the substantiated cases only increased by 2%.
- **SART Training:** 2017 marks the 5th year that GDC adopted and implemented PREA standards for our facilities. Through extensive, repetitive SART trainings, the investigators are more familiar with PREA protocols, thus resulting in improved investigation procedures. Staff can better interpret definitions for allegation types, as well as allegation dispositions.
- **Site Visits and on-site Audits** have increased the awareness of PREA protocols, to include preventative measures and definition interpretations for allegation types, as well as disposition definitions.

- **PREA Coordinator Review:** In July 2017, the PREA Unit implemented a database for all allegations. The database records all reported PREA incidents that are sorted in data queues. Queues include: Pending SART Investigator; Pending PREA Coordinator Review; and Completed Cases. This enhanced the PREA Coordinator's ability to be more involved with the investigation process, as allegations are reported. The PREA Coordinator reviews provide a check-and-balance system to ensure that dispositions are in compliance with the established PREA definitions and the protocols for the investigation process are in compliance with the investigation standards. Since the module was implemented in July 2017, the data provided for this year was collected through traditional PREA Unit data collection methods. Beginning in 2018, the Scribe module will record all allegations for the year and the PREA Unit will be able to ensure that all allegations are accompanied by an incident report, and all federal-related data is recorded as the cases occur.

Conclusion

The Georgia Department of Corrections continues to improve the processes of how PREA allegations are reported, investigated, and tracked. Meaningful investigations, coupled with our prevention trainings, will greatly assist our efforts to, not only maintain compliance, but to create a safer environment for our offenders by reducing incidents of sexual abuse and sexual harassment.

Overall there was a 21% increase in the number of allegations compared to last year. This is indicative of the addition of county and private facility allegations, the improvement in our reporting as well as the effect of increased staff and inmate education. Substantiated cases remained constant despite the inclusion of allegations from county and private facilities, and an increase in total allegations is influenced by process improvements and prevention training. Our dedication to constant improvement and continual monitoring will allow the agency to continue to achieve its goal of protecting all offenders from sexual harassment and abuse, as well as those who report illegal activity.

Appendix A

Allegation Statistics by Facility

PREA 2017		Reported Allegations					Substantiated					Unsubstantiated					Unfounded					Pending Invest.
		Total	S//Harassment	S//Abuse	I//Harassment	I//Abuse	Total	S//Harassment	S//Abuse	I//Harassment	I//Abuse	Total	S//Harassment	S//Abuse	I//Harassment	I//Abuse	Total	S//Harassment	S//Abuse	I//Harassment	I//Abuse	
Security Level/ Type Facility	Facility																					
Special Mission	ASMP	244	97	50	44	53	2	0	0	2	0	170	77	32	32	29	71	20	18	10	23	1
	GDCP	39	13	13	7	6	4	0	2	0	2	5	2	0	3	0	30	11	11	4	4	0
	GDCP/SMU	25	25	0	0	0	0	0	0	0	0	17	17	0	0	0	8	8	0	0	0	0
	GSP	238	115	31	46	46	1	0	1	0	0	128	66	9	26	27	109	49	21	20	19	0
Close	Baldwin SP	71	35	14	10	12	0	0	0	0	57	31	8	10	8	14	4	6	0	4	0	
	Hancock SP	49	28	11	5	5	0	0	0	0	30	19	6	3	2	19	9	5	2	3	0	
	Hays SP	169	54	16	66	33	3	0	1	1	1	50	12	0	24	14	116	42	15	41	18	0
	Macon SP	55	7	27	9	12	5	0	3	1	1	36	5	18	7	6	14	2	6	1	5	0
	Phillips SP	52	14	6	16	16	1	0	0	1	0	31	10	4	10	7	20	4	2	5	9	0
	Smith SP	53	0	46	3	4	0	0	0	0	0	40	0	33	3	4	13	0	13	0	0	0
	Telfair SP	97	47	24	6	20	1	0	1	0	0	67	37	13	3	14	29	10	10	3	6	0
	Valdosta SP	249	66	69	45	69	1	0	1	0	0	32	3	2	11	16	216	63	66	34	53	0
	Ware SP	111	46	45	9	11	1	0	0	1	0	14	3	6	0	5	96	43	39	8	6	0
Medium	Arrendale SP	107	37	17	31	22	7	2	0	3	2	16	1	3	8	4	84	34	14	20	16	0
	Autry SP	117	38	9	57	13	3	0	0	3	0	78	23	6	41	8	36	15	3	13	5	0
	Burruss CTC	2	0	0	0	2	0	0	0	0	0	2	0	0	0	2	0	0	0	0	0	0
	Calhoun SP	39	16	6	8	9	1	0	0	0	1	30	10	6	7	7	8	6	0	1	1	0
	Central SP	36	3	5	9	19	3	1	1	0	1	18	1	1	4	12	15	1	3	5	6	0
	Coastal SP	40	9	20	4	7	3	0	2	0	1	22	4	10	2	6	15	5	8	2	0	0
	Dodge SP	29	17	4	6	2	1	0	1	0	0	23	13	3	5	2	5	4	0	1	0	0
	Dooley SP	33	7	2	18	6	0	0	0	0	0	24	6	2	13	3	9	1	0	5	3	0
	Emanuel WF	4	0	1	2	1	0	0	0	0	0	4	0	1	2	1	0	0	0	0	0	0
	Helms Facility	0	0	0	0	0	0	0	0	0	0	0	0	0	0	0	0	0	0	0	0	0
	Johnson SP	42	15	5	9	13	2	0	0	1	1	13	4	1	3	5	27	11	4	5	7	0
	Lee SP	10	5	5	0	0	0	0	0	0	0	5	2	3	0	0	5	3	2	0	0	0
	Long SP	4	2	1	1	0	1	1	0	0	0	3	1	1	1	0	0	0	0	0	0	0
	Montgomery SP	5	5	0	0	0	0	0	0	0	0	3	3	0	0	0	2	2	0	0	0	0
	Pulaski SP	18	4	0	14	0	0	0	0	0	0	12	2	0	10	0	6	2	0	4	0	0
	Rogers SP	54	22	8	16	8	1	0	1	0	0	43	21	7	11	4	10	1	0	5	4	0
	Rutledge SP	19	6	2	7	4	1	0	0	1	0	9	3	1	2	3	9	3	1	4	1	0
	Walker SP	6	1	2	2	1	2	0	0	1	1	2	0	1	1	0	2	1	1	0	0	0
	Washington SP	39	6	5	15	13	2	1	0	1	0	9	0	2	5	2	28	5	3	9	11	0
	Whitworth WF	18	2	3	8	5	0	0	0	0	0	14	0	3	6	5	4	2	0	2	0	0
Wilcox SP	30	10	3	7	10	0	0	0	0	0	13	5	1	1	6	17	5	2	6	4	0	
Totals for Prisons:		2104	752	450	480	422	46	5	14	16	11	1020	381	183	254	202	1037	366	253	210	208	1
Transitional Center	Albany	0	0	0	0	0	0	0	0	0	0	0	0	0	0	0	0	0	0	0	0	0
	Arrendale	2	2	0	0	0	0	0	0	0	0	0	0	0	0	2	2	0	0	0	0	0
	Atlanta	0	0	0	0	0	0	0	0	0	0	0	0	0	0	0	0	0	0	0	0	0
	Augusta	0	0	0	0	0	0	0	0	0	0	0	0	0	0	0	0	0	0	0	0	0
	C. D. Hudson	2	0	0	0	2	0	0	0	0	0	2	0	0	0	2	0	0	0	0	0	0
	Clayton	3	2	0	0	1	0	0	0	0	0	1	1	0	0	2	1	0	0	0	1	0
	Coastal	1	0	0	1	0	0	0	0	0	0	1	0	0	1	0	0	0	0	0	0	0
	Columbus	0	0	0	0	0	0	0	0	0	0	0	0	0	0	0	0	0	0	0	0	0
	Macon	0	0	0	0	0	0	0	0	0	0	0	0	0	0	0	0	0	0	0	0	0
	Metro	0	0	0	0	0	0	0	0	0	0	0	0	0	0	0	0	0	0	0	0	0
	Phillips	2	0	1	1	0	0	0	0	0	0	2	0	1	1	0	0	0	0	0	0	0
	Smith	0	0	0	0	0	0	0	0	0	0	0	0	0	0	0	0	0	0	0	0	0
	Valdosta	1	0	0	0	1	0	0	0	0	0	1	0	0	0	1	0	0	0	0	0	0
Probation Detention Centers	Bacon	2	2	0	0	0	0	0	0	0	2	2	0	0	0	0	0	0	0	0	0	0
	Bleckley	0	0	0	0	0	0	0	0	0	0	0	0	0	0	0	0	0	0	0	0	0
	Colwell	0	0	0	0	0	0	0	0	0	0	0	0	0	0	0	0	0	0	0	0	0
	Emanuel	14	2	0	4	8	1	0	0	0	1	6	2	0	2	2	7	0	0	2	5	0
	McEver	3	2	0	1	0	0	0	0	0	0	3	2	0	1	0	0	0	0	0	0	0
	Patten	3	3	0	0	0	0	0	0	0	0	2	2	0	0	0	1	1	0	0	0	0
	Paulding	3	2	0	1	0	1	0	0	1	0	0	0	0	0	2	2	0	0	0	0	0
	Treutlen	2	1	0	1	0	0	0	0	0	0	2	1	0	1	0	0	0	0	0	0	0
Women's	2	0	0	1	1	0	0	0	0	0	1	0	0	0	1	1	0	0	1	0	0	
Substance Abuse Centers	Appling ITF	18	2	2	9	5	2	0	0	2	0	13	1	2	6	4	3	1	0	1	1	0
	Bainbridge PSAT	3	1	0	1	1	0	0	0	0	0	0	0	0	0	3	1	0	1	1	1	0
	Northwest RSAT	5	4	0	1	0	0	0	0	0	0	2	1	0	1	0	3	3	0	0	0	0
	Turner RSAT	2	1	1	0	0	0	0	0	0	0	1	1	0	0	0	1	0	1	0	0	0
	West Central ITF	5	0	2	3	0	1	0	1	0	0	2	0	0	2	0	2	0	1	1	0	0
Totals for Centers:		73	24	6	24	19	5	0	1	3	1	41	13	3	15	10	27	11	2	6	8	0
Totals for GDC Overall:		2177	776	456	504	441	51	5	15	19	12	1061	394	186	269	212	1064	377	255	216	216	1



Georgia Department of Corrections 2017 Annual PREA Report

PREA 2017		Reported Allegations					Substantiated					Unsubstantiated					Unfounded					Pending Invest.
		Total	S/I Harassment	S/I Abuse	I/I Harassment	I/I Abuse	Total	S/I Harassment	S/I Abuse	I/I Harassment	I/I Abuse	Total	S/I Harassment	S/I Abuse	I/I Harassment	I/I Abuse	Total	S/I Harassment	S/I Abuse	I/I Harassment	I/I Abuse	
Security Level/ Type Facility	Facility																					
Private Prisons	Coffee	57	19	7	20	11	2	0	0	2	0	41	8	5	18	10	14	11	2	0	1	0
	Jenkins	11	1	4	3	3	1	0	1	0	0	1	0	0	1	0	9	1	3	2	3	0
	Riverbend	14	5	5	1	3	1	0	1	0	0	6	1	3	1	1	6	4	1	0	1	1
	Wheeler	25	3	7	4	11	2	0	1	1	0	14	0	5	1	8	9	3	1	2	3	0
County Prisons	Athens/Clarke	0	0	0	0	0	0	0	0	0	0	0	0	0	0	0	0	0	0	0	0	0
	Bulloch	1	0	1	0	0	0	0	0	0	0	0	0	0	0	0	1	0	1	0	0	0
	Carroll	2	2	0	0	0	0	0	0	0	0	0	0	0	0	0	2	2	0	0	0	0
	Clayton	8	7	1	0	0	0	0	0	0	0	0	0	0	0	0	8	7	1	0	0	0
	Colquitt	8	5	3	0	0	1	1	0	0	0	3	3	0	0	0	4	1	3	0	0	0
	Coweta	1	1	0	0	0	0	0	0	0	0	0	0	0	0	0	1	1	0	0	0	0
	Decatur	1	1	0	0	0	0	0	0	0	0	0	0	0	0	0	0	0	0	0	0	0
	Effingham	2	1	0	0	1	0	0	0	0	0	1	0	0	0	1	1	1	0	0	0	0
	Floyd	5	1	2	1	1	3	1	1	1	0	1	0	0	0	1	1	0	1	0	0	0
	Gwinnett	18	14	0	3	1	1	1	0	0	0	4	1	0	3	0	13	12	0	0	1	0
	Hall	0	0	0	0	0	0	0	0	0	0	0	0	0	0	0	0	0	0	0	0	0
	Harris	1	1	0	0	0	0	0	0	0	0	1	1	0	0	0	0	0	0	0	0	0
	Jackson	1	1	0	0	0	0	0	0	0	0	0	0	0	0	0	1	1	0	0	0	0
	Jefferson	0	0	0	0	0	0	0	0	0	0	0	0	0	0	0	0	0	0	0	0	0
	Mitchell	4	4	0	0	0	0	0	0	0	0	1	1	0	0	0	3	3	0	0	0	0
	Muscogee	7	4	3	0	0	0	0	0	0	0	1	1	0	0	0	6	3	3	0	0	0
	Richmond	1	1	0	0	0	1	1	0	0	0	0	0	0	0	0	0	0	0	0	0	0
	Screven	3	2	1	0	0	0	0	0	0	0	0	0	0	0	0	3	2	1	0	0	0
	Spalding	4	1	2	1	0	1	0	0	1	0	1	0	1	0	0	2	1	1	0	0	0
	Sumter	2	0	1	1	0	0	0	0	0	0	1	0	0	1	0	1	0	1	0	0	0
Terrell	0	0	0	0	0	0	0	0	0	0	0	0	0	0	0	0	0	0	0	0	0	
Thomas	1	0	1	0	0	0	0	0	0	0	0	0	0	0	0	1	0	1	0	0	0	
Troup	0	0	0	0	0	0	0	0	0	0	0	0	0	0	0	0	0	0	0	0	0	
Totals for Private and County Prisons		177	74	38	34	31	13	4	4	5	0	76	16	14	25	21	87	54	20	4	9	1

Appendix B

PREA Focused Initiatives

AUDITS:

GDC continues to maintain compliance in accordance with § 115.401 *Frequency and Scope of Audits*, by contracting with a Federal PREA Auditor to audit all facilities in a 3-year cycle. August 20, 2017 marked GDC's 2nd Cycle, 2nd Year of audits. Each year, 1/3 of like-GDC facilities are audited.

2nd Cycle, Year 1: Federal PREA Audits were conducted for 11/34 state prisons, 5/14 state-operated Centers and 5/13 Community Confinement Facilities. Year 1 resulted in full compliance.

2nd Cycle, Year 2: Federal PREA Audits were conducted for 11/34 state prisons, 4/14 state-operated Centers and 5/13 Community Confinement Facilities. Year 2 resulted in full compliance.

2nd Cycle, Year 3: Federal PREA Audits will be conducted for 12/34 state prisons, 5/14 state-operated Centers and 3/13 Community Confinement Facilities. Cycle will begin on 08/20/2018.

PREA SCRIBE MODULE:

The development, testing, and implementation (July 2017) of a PREA Allegation tracking module allowed for improved accountability and investigative integrity of reported allegations. The new tracking method was effective mid-year and has proven to be an effective tool for PREA investigation compliance. Year 2018 will be the first full data-reporting period for the new system which should greatly benefit PREA oversight efforts.

PARTNERED INITIATIVES:

In 2017, GDC partnered with JDI (Just Detention International) the second year of a two year project with support of PREA Demonstration grant funds to improve various PREA processes, to include:

- Staff Training on Sexual Abuse Response Team expectations; advocacy efforts; and proper communication techniques with LGBTI;
- Offender Training consisting of staff-to-inmate training and peer education curricula;
- Leadership Training focused on the facility-level managers' responsibilities regarding PREA-related incidents and prevention measures; and
- Systems testing that measured how effective facilities were in receiving, reporting, and processing mock-allegations.

PSO & BCOT – All new employees are required to attend a Pre-Service Orientation and Basic Correctional Officer Training for their initial PREA education.

Annual Training - All employees are required to attend annual in-service training, which includes a lecture from an approved lesson plan for PREA refresher-information.

SART Trainings – All members of the facility SART are required to attend SART training, twice per year. GDC conducted (2) SART trainings in 2017.

PCM trainings - In previous years, the PREA Unit conducted separate trainings for PREA Compliance Managers and SART members. In 2018, the decision was made to combine these trainings for the following reasons:

- To reduce the costs associated with statewide travel.
- To ensure that the PCM's and SART members receive the exact same training, minimizing interpretation and communication errors.
- To inform staff of each other's respective roles in the PREA protocols, as a whole.

PHYSICAL PLANT IMPROVEMENTS: STATE PRISONS

Arrendale SP – Wall mirrors were added to several locations to improve visibility and eliminate blind spots.

ASMP – Additional cross-gates were added to stop offender traffic into unassigned and hard to monitor locations. Additional DVR cameras were added to better improve visibility or eliminate blind-spots.

Burruss CTC – Added new cameras to better monitor the facility in the general population segregation unit and the segregation recreation cages for both general population and their juvenile unit.

Central SP – Placed a new camera by their Medical, ID, and Mental Health entrance for better visibility.

Dodge SP – Installed additional mirrors throughout the facility for better monitoring and visibility.

GDCP – Installed shower curtains in areas that were missing them as well as requested approval for more video cameras to be placed or moved throughout the facility to better improve visibility or eliminate blind-spots.

GSP – Re-located cameras to vital areas within the facility and installed additional mirrors for better monitoring and visibility.

Hays SP – Installed inmate phones in the gym for easier and more confidential access to the PREA hotline. Mirrors were installed in the dry storage area of the kitchen, the warehouse, education, ID and the library to enhance visibility of blind spots and all camera lenses in the facility were cleaned for enhanced visibility.

Johnson SP – Added mirrors in the kitchen warehouse, east side store, west side store, library, and one in education. These mirrors were added to increase visibility in all areas and reduce blind spots.

Lee SP – Additional video cameras were added in the ID room to increase visibility and reduce blind spots.

Macon SP – Installed additional video cameras to increase visibility and reduce blind spots.

Metro RF – Placed multiple inspection mirrors throughout the facility to increase visibility and reduce blind spots.

Montgomery SP – Installed an additional mirror in the education area increase visibility and reduce blind spots.

Rutledge SP – Upgraded DVR camera system to provide more coverage and better clarity to increase visibility and reduce blind spots.

Walker SP - Installed new video monitors, cameras, and mirrors throughout the facility to increase visibility and reduce blind spots.

Whitworth Facility – Added windows to the doors of all counseling offices in order to increase visibility and reduce blind spots.

PHYSICAL PLANT IMPROVEMENTS: TRANSITIONAL CENTERS (COMMUNITY CONFINEMENT)

Augusta TC – Purchased doors with windows to replace solid doors in the counseling areas for better visibility. Video cameras were repaired for better visibility around the center. Additional video cameras and a video DVR was purchased for better visibility around the center.

Columbus TC – Installed a new video camera in the medical hallway for better visibility.

PHYSICAL PLANT IMPROVEMENTS: PROBATION DETENTION CENTERS

Emanuel PDC – Painted the lower portion of their clear shower doors in both segregation units for the privacy of offenders showering. An additional mirror was added in dry goods storage to eliminate a blind-spot and allow for better monitoring.

McEver PDC – Added an additional row of concrete blocks to the barrier walls leading into the shower areas in order to limit viewing of the area by opposite gender staff. Barrier stalls were also added to the shakedown building to limit the viewing of detainees undressing in front of fellow detainees while being strip searched.

Paulding PDC – Added cameras in their RSAT trailer to increase visibility and reduce blind spots.