
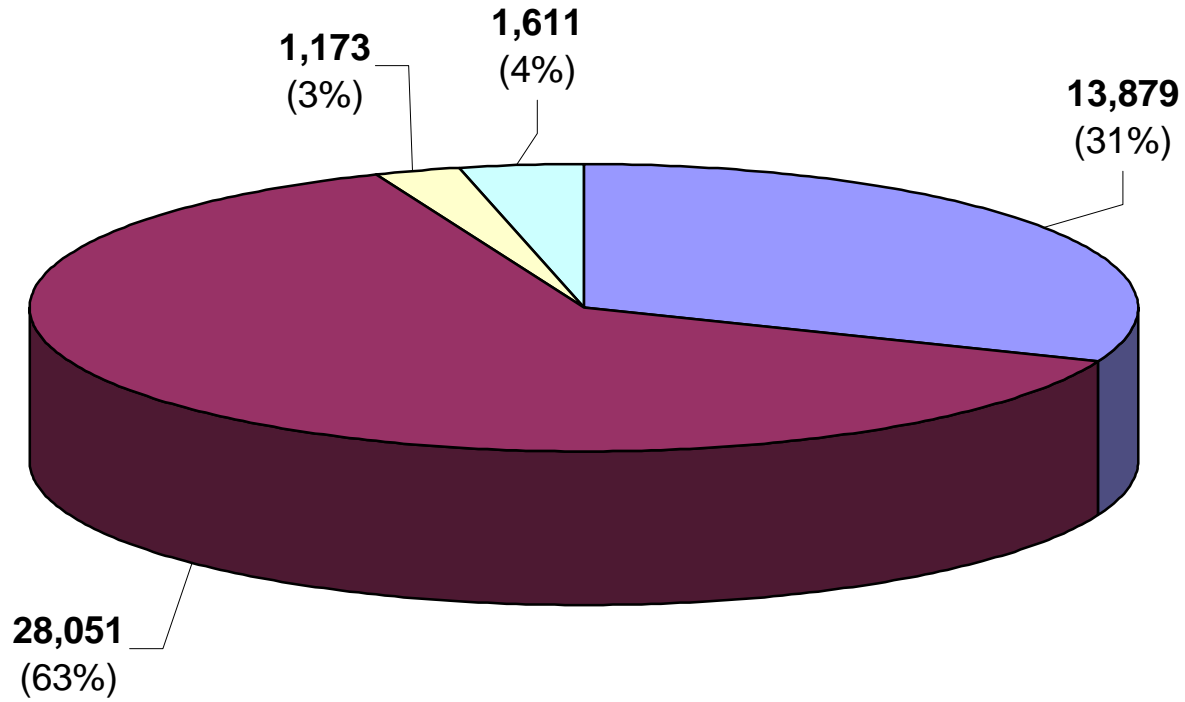
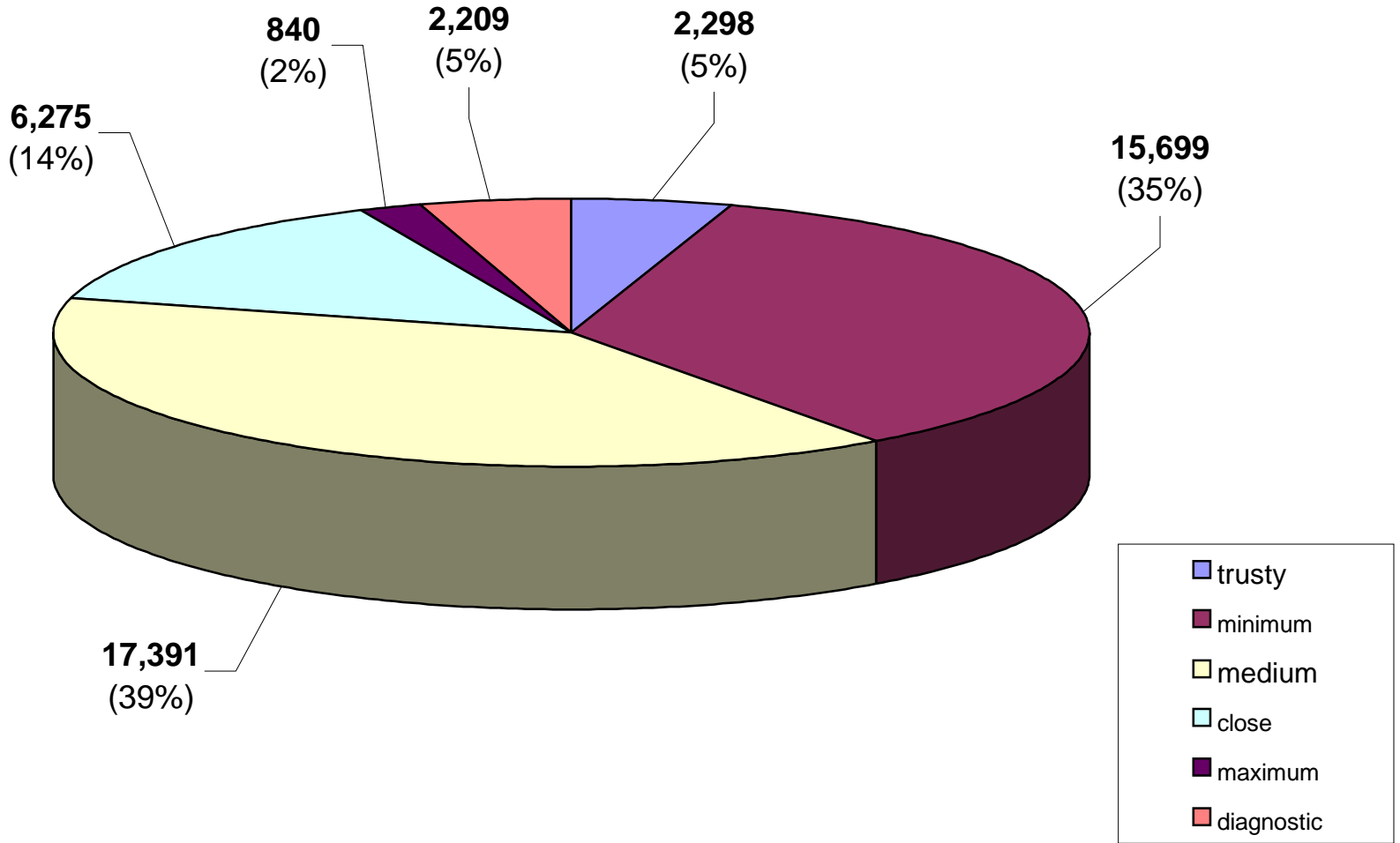


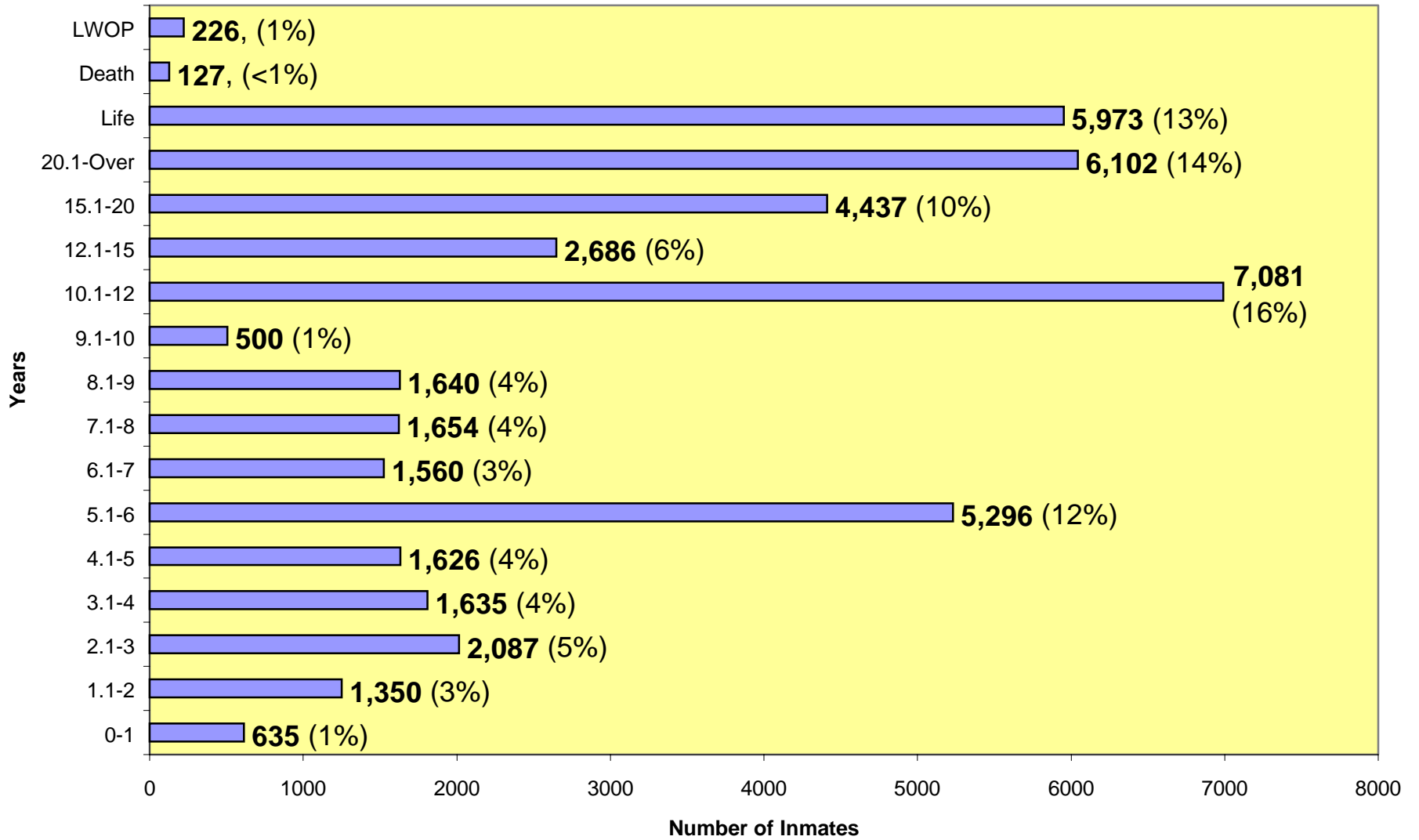
Active Inmate Population By Race and Gender



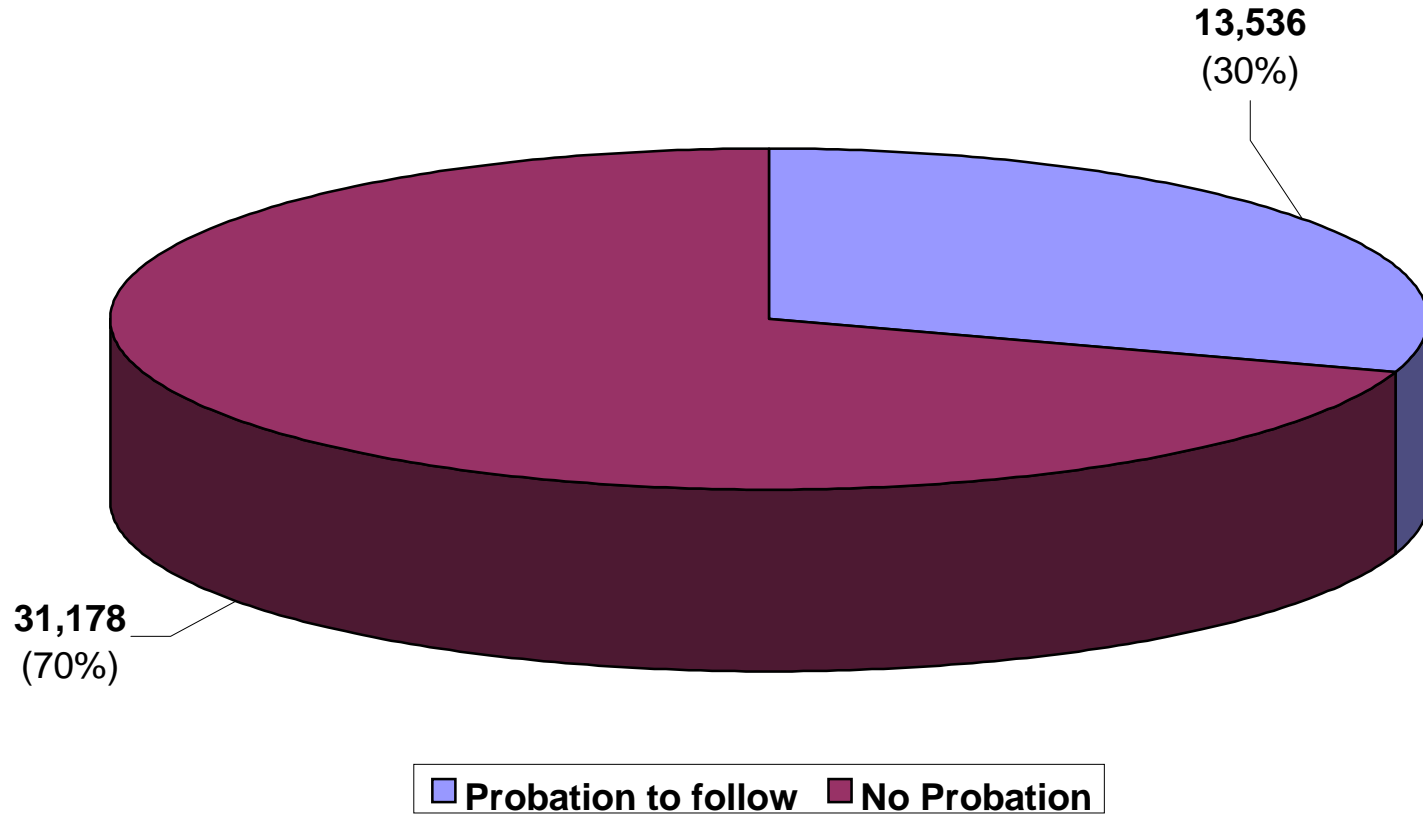
Active Inmates By Security Status



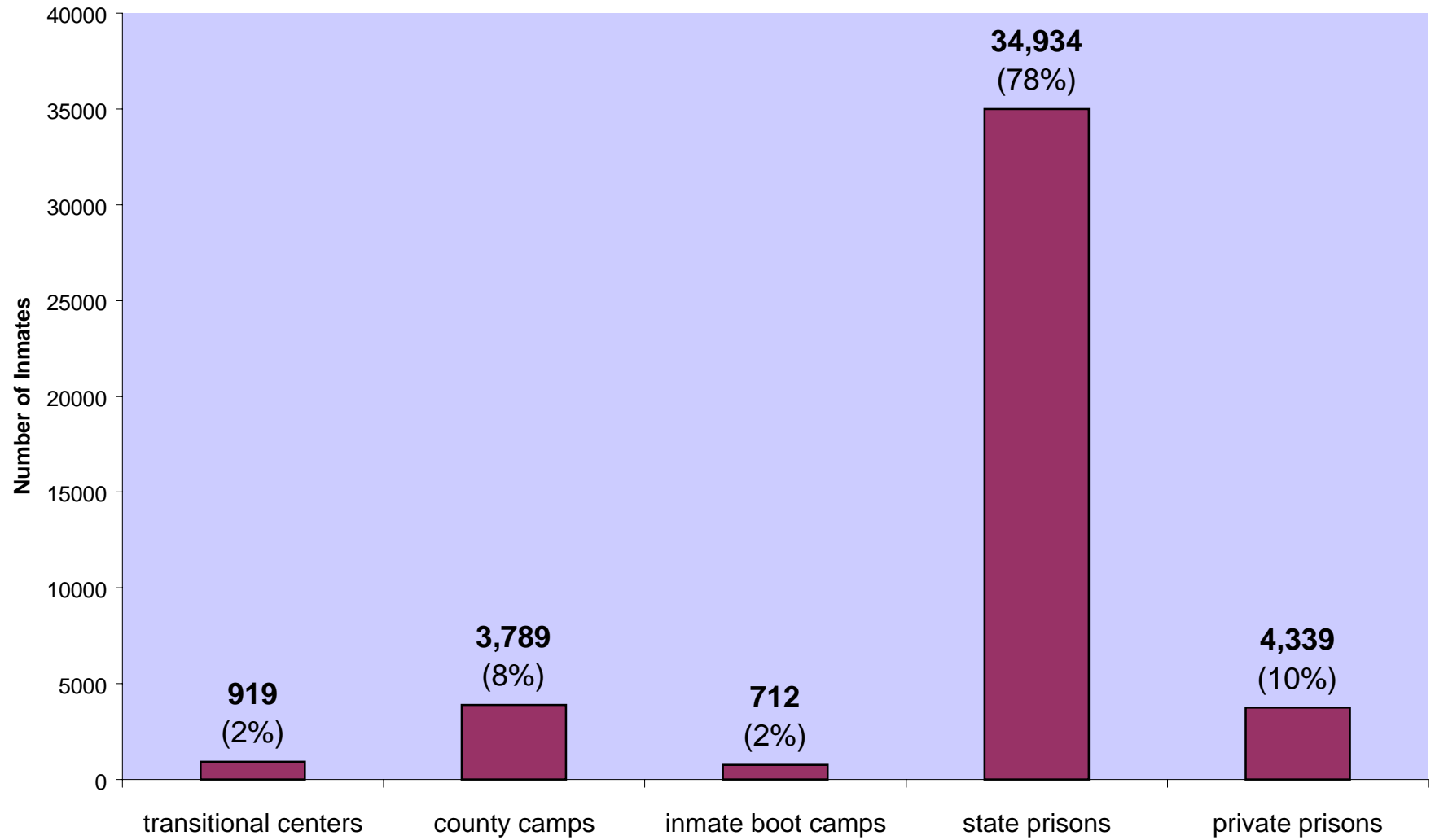
Active Inmates Prison Sentence In Years



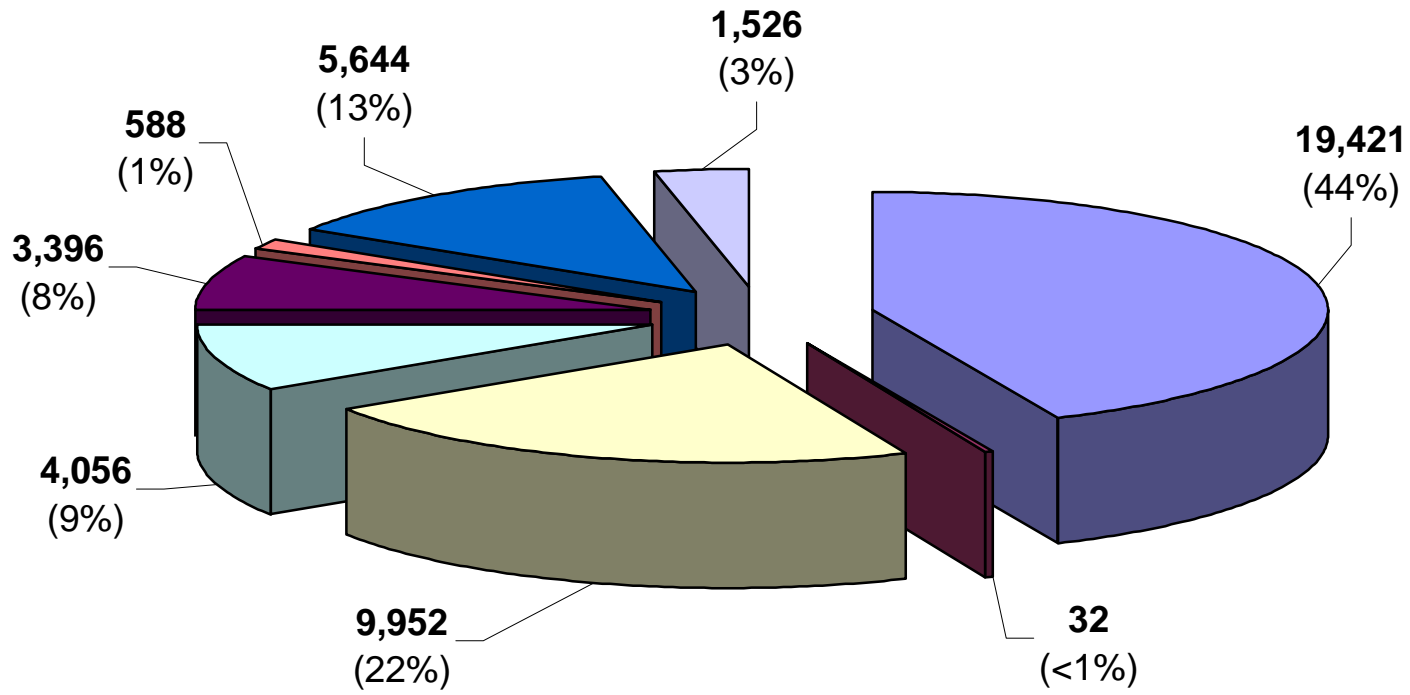
Active Inmates Who Have Probation To Follow Prison



Active Inmates Grouped By Institution



Active Inmates By Most Serious Crime Type



| | | | |
|-------------|----------------|------------|------------|
| viol/person | nonviol/person | property | drug sales |
| drug poss | habit/dui | sex offend | other |

Inmate statistical profile

TABLE OF CONTENTS FOR ACTIVE PRISONERS EXCLUDING JAIL

| TITLE | PAGE |
|---|------|
| ----- | ---- |
| RACE AND SEX..... | 2 |
| Culture Fair IQ Scores..... | 3 |
| Self-Rpt Socioeconomic Class..... | 4 |
| Self-Rpt Environment To Age 16..... | 5 |
| Self-Rpt Education Level..... | 6 |
| Functional Reading Level (WRAT Scores).. | 7 |
| Functional Math Level (WRAT Scores)..... | 8 |
| Functional Spelling Level (WRAT Scores).. | 9 |
| Self-Rpt Guardian Status To Age 16..... | 10 |
| Self-Rpt Employment Status Before Prison | 11 |
| Self-Rpt Marital Status At Admission.... | 12 |
| Self-Rpt Number Of Children At Admission | 13 |
| Self-Rpt Religious Affiliation..... | 14 |
| Self-Rpt Family Behavior Patterns *..... | 15 |
| Inmate Diagnostic Behavior Problem *..... | 16 |
| Physical Profile (General Condition).... | 17 |
| Security Status..... | 18 |
| Number Of Sentences..... | 19 |
| Number Of Disciplinarys..... | 20 |
| Number Of Escapes..... | 21 |
| Number Of Prior Georgia Incarcerations * | 22 |
| Number Of Transfers..... | 23 |
| County Of Conviction..... | 24 |
| Circuit Of Conviction..... | 29 |
| Home County..... | 31 |
| Prison Sentence In Years..... | 36 |
| Probation To Follow Prison..... | 37 |
| Admission Type..... | 38 |
| Release Type..... | 39 |
| Inst By Group..... | 40 |
| Institution..... | 41 |
| Misdemeanors And Felonies..... | 44 |
| Crimes By Group..... | 45 |
| Most Serious Offense..... | 46 |
| Most Serious Crime Type..... | 53 |

Inmate statistical profile

Sample: ACTIVE PRISONERS EXCLUDING JAIL
 Active inmates 02/27/2001

Requestor: Statistics

RACE AND SEX by current age & sex

| RACE AND SEX | M E N | | | | | | | | W O M E N | | | | | | | | Grand Total % | | | | | |
|------------------|----------------|-----|----------------|-----|----------------|-----|----------------|-----|----------------|-----|----------------|-----|----------------|-----|----------------|-----|------------------|----------------|-------|------------------|-------|-----|
| | Age 00-21 % | | Age 22-39 % | | Age 40-54 % | | Age 55-99 % | | Men Total % | | Age 00-21 % | | Age 22-39 % | | Age 40-54 % | | | Age 55-99 % | | Women Total % | | |
| WHITE MALE | 992 | 27 | 7820 | 30 | 4176 | 38 | 891 | 56 | 13879 | 33 | 0 | 0 | 0 | 0 | 0 | 0 | 0 | 0 | 0 | 0 | 13879 | 31 |
| NON WHITE MALE | 2684 | 73 | 17988 | 70 | 6691 | 62 | 688 | 44 | 28051 | 67 | 0 | 0 | 0 | 0 | 0 | 0 | 0 | 0 | 0 | 0 | 28051 | 63 |
| WHITE FEMALE | 0 | 0 | 0 | 0 | 0 | 0 | 0 | 0 | 0 | 0 | 69 | 42 | 769 | 42 | 297 | 40 | 38 | 57 | 1173 | 42 | 1173 | 3 |
| NON WHITE FEMALE | 0 | 0 | 0 | 0 | 0 | 0 | 0 | 0 | 0 | 0 | 96 | 58 | 1047 | 58 | 439 | 60 | 29 | 43 | 1611 | 58 | 1611 | 4 |
| Total reported | 3676 | 100 | 25808 | 100 | 10867 | 100 | 1579 | 100 | 41930 | 100 | 165 | 100 | 1816 | 100 | 736 | 100 | 67 | 100 | 2784 | 100 | 44714 | 100 |
| Percent reported | 100.0 | | 100.0 | | 100.0 | | 100.0 | | 100.0 | | 100.0 | | 100.0 | | 100.0 | | 100.0 | | 100.0 | | 100.0 | |
| NOT REPORTED | 0 | | 0 | | 0 | | 0 | | 0 | | 0 | | 0 | | 0 | | 0 | | 0 | | 0 | |
| Total | 3676 | | 25808 | | 10867 | | 1579 | | 41930 | | 165 | | 1816 | | 736 | | 67 | | 2784 | | 44714 | |
| AVERAGE AGE | 19.93 | | 30.27 | | 45.04 | | 60.70 | | 34.34 | | 19.86 | | 31.34 | | 44.53 | | 59.48 | | 34.83 | | 34.37 | |

Inmate statistical profile

Sample: ACTIVE PRISONERS EXCLUDING JAIL
Active inmates 02/27/2001

Requestor: Statistics

Culture Fair IQ Scores by current age & sex

| IQ Score | M E N | | | | | | | | W O M E N | | | | | | | | Grand Total % | | | | | |
|------------------|-------------|-------------|-------------|-------------|-------------|-------------|-------------|-------------|-------------|---------------|-------|-----|-------|-----|-------|-----|---------------|-----|-------|-----|-------|-----|
| | Age 00-21 % | Age 22-39 % | Age 40-54 % | Age 55-99 % | Men Total % | Age 00-21 % | Age 22-39 % | Age 40-54 % | Age 55-99 % | Women Total % | | | | | | | | | | | | |
| LESS THAN 70 | 95 | 3 | 997 | 4 | 810 | 8 | 108 | 8 | 2010 | 5 | 4 | 3 | 209 | 12 | 184 | 26 | 19 | 31 | 416 | 16 | 2426 | 6 |
| 70 AND UP | 3426 | 97 | 23738 | 96 | 9436 | 92 | 1324 | 92 | 37924 | 95 | 153 | 97 | 1515 | 88 | 523 | 74 | 43 | 69 | 2234 | 84 | 40158 | 94 |
| Total reported | 3521 | 100 | 24735 | 100 | 10246 | 100 | 1432 | 100 | 39934 | 100 | 157 | 100 | 1724 | 100 | 707 | 100 | 62 | 100 | 2650 | 100 | 42584 | 100 |
| Percent reported | 95.8 | | 95.8 | | 94.3 | | 90.7 | | 95.2 | | 95.2 | | 94.9 | | 96.1 | | 92.5 | | 95.2 | | 95.2 | |
| NOT REPORTED | 155 | | 1073 | | 621 | | 147 | | 1996 | | 8 | | 92 | | 29 | | 5 | | 134 | | 2130 | |
| Total | 3676 | | 25808 | | 10867 | | 1579 | | 41930 | | 165 | | 1816 | | 736 | | 67 | | 2784 | | 44714 | |
| AVERAGE IQ | 100.41 | | 100.00 | | 96.14 | | 93.47 | | 98.81 | | 98.88 | | 92.94 | | 84.45 | | 81.52 | | 90.76 | | 98.31 | |

Inmate statistical profile

Sample: ACTIVE PRISONERS EXCLUDING JAIL
Active inmates 02/27/2001

Requestor: Statistics

Self-Rpt Socioeconomic Class by current age & sex

| Socioeconomic Class | M E N | | | | | | | | W O M E N | | | | | | | | Grand Total | % | | | | |
|---------------------|-----------|-----|-----------|-----|-----------|-----|-----------|-----|-----------|-----|-----------|-----|-----------|-----|-----------|-----|-------------|-----|-----------|-----|-------------|-----|
| | Age 00-21 | | Age 22-39 | | Age 40-54 | | Age 55-99 | | Men Total | | Age 00-21 | | Age 22-39 | | Age 40-54 | | | | Age 55-99 | | Women Total | |
| WELFARE | 288 | 9 | 1943 | 8 | 685 | 7 | 80 | 5 | 2996 | 7 | 28 | 17 | 295 | 17 | 84 | 11 | 1 | 2 | 408 | 15 | 3404 | 8 |
| OCC EMPLOY | 328 | 10 | 2199 | 9 | 534 | 5 | 43 | 3 | 3104 | 8 | 1 | 1 | 14 | 1 | 4 | 1 | 2 | 3 | 21 | 1 | 3125 | 7 |
| MINIMUM STD | 1492 | 44 | 9884 | 40 | 4347 | 42 | 719 | 48 | 16442 | 41 | 50 | 31 | 573 | 32 | 290 | 40 | 33 | 52 | 946 | 35 | 17388 | 41 |
| MIDDLE | 1260 | 37 | 10572 | 43 | 4742 | 46 | 640 | 43 | 17214 | 43 | 80 | 49 | 849 | 48 | 335 | 46 | 24 | 38 | 1288 | 47 | 18502 | 43 |
| OTHER | 15 | 0 | 185 | 1 | 75 | 1 | 17 | 1 | 292 | 1 | 3 | 2 | 41 | 2 | 18 | 2 | 3 | 5 | 65 | 2 | 357 | 1 |
| Total reported | 3383 | 100 | 24783 | 100 | 10383 | 100 | 1499 | 100 | 40048 | 100 | 162 | 100 | 1772 | 100 | 731 | 100 | 63 | 100 | 2728 | 100 | 42776 | 100 |
| Percent reported | 92.0 | | 96.0 | | 95.5 | | 94.9 | | 95.5 | | 98.2 | | 97.6 | | 99.3 | | 94.0 | | 98.0 | | 95.7 | |
| NOT RPTD | 293 | | 1025 | | 484 | | 80 | | 1882 | | 3 | | 44 | | 5 | | 4 | | 56 | | 1938 | |
| Total | 3676 | | 25808 | | 10867 | | 1579 | | 41930 | | 165 | | 1816 | | 736 | | 67 | | 2784 | | 44714 | |

Inmate statistical profile

Sample: ACTIVE PRISONERS EXCLUDING JAIL
Active inmates 02/27/2001

Requestor: Statistics

Self-Rpt Environment To Age 16 by current age & sex

| Environment | M E N | | | | | | | | W O M E N | | | | | | | | Grand Total % | | | | | |
|------------------|----------------|-----|----------------|-----|----------------|-----|----------------|-----|----------------|-----|----------------|-----|----------------|-----|----------------|-----|------------------|----------------|------|------------------|-------|-----|
| | Age 00-21 % | | Age 22-39 % | | Age 40-54 % | | Age 55-99 % | | Men Total % | | Age 00-21 % | | Age 22-39 % | | Age 40-54 % | | | Age 55-99 % | | Women Total % | | |
| RURAL/FARM | 19 | 1 | 586 | 2 | 709 | 7 | 290 | 19 | 1604 | 4 | 1 | 1 | 64 | 4 | 52 | 7 | 9 | 15 | 126 | 5 | 1730 | 4 |
| RURAL/NFARM | 96 | 3 | 1529 | 6 | 719 | 7 | 122 | 8 | 2466 | 6 | 19 | 12 | 192 | 11 | 53 | 7 | 5 | 8 | 269 | 10 | 2735 | 6 |
| S.M.S.A | 1334 | 38 | 9243 | 37 | 3679 | 35 | 418 | 27 | 14674 | 36 | 31 | 19 | 295 | 17 | 132 | 18 | 14 | 23 | 472 | 17 | 15146 | 35 |
| URBAN | 728 | 21 | 4460 | 18 | 1716 | 16 | 175 | 11 | 7079 | 17 | 53 | 33 | 548 | 31 | 248 | 34 | 13 | 21 | 862 | 32 | 7941 | 18 |
| SMALL TOWN | 1353 | 38 | 9222 | 37 | 3665 | 35 | 514 | 34 | 14754 | 36 | 55 | 34 | 668 | 38 | 238 | 33 | 17 | 28 | 978 | 36 | 15732 | 36 |
| OTHER | 14 | 0 | 135 | 1 | 58 | 1 | 7 | 0 | 214 | 1 | 2 | 1 | 11 | 1 | 7 | 1 | 3 | 5 | 23 | 1 | 237 | 1 |
| Total reported | 3544 | 100 | 25175 | 100 | 10546 | 100 | 1526 | 100 | 40791 | 100 | 161 | 100 | 1778 | 100 | 730 | 100 | 61 | 100 | 2730 | 100 | 43521 | 100 |
| Percent reported | 96.4 | | 97.5 | | 97.0 | | 96.6 | | 97.3 | | 97.6 | | 97.9 | | 99.2 | | 91.0 | | 98.1 | | 97.3 | |
| NOT RPTD | 132 | | 633 | | 321 | | 53 | | 1139 | | 4 | | 38 | | 6 | | 6 | | 54 | | 1193 | |
| Total | 3676 | | 25808 | | 10867 | | 1579 | | 41930 | | 165 | | 1816 | | 736 | | 67 | | 2784 | | 44714 | |

Inmate statistical profile

Sample: ACTIVE PRISONERS EXCLUDING JAIL
Active inmates 02/27/2001

Requestor: Statistics

Self-Rpt Education Level by current age & sex

| Education Level | M E N | | | | | | | | W O M E N | | | | | | | | Grand Total % |
|---------------------|-------------|-------------|-------------|-------------|-------------|-------------|-------------|-------------|-------------|---------------|-----------|--|--|--|--|--|---------------|
| | Age 00-21 % | Age 22-39 % | Age 40-54 % | Age 55-99 % | Men Total % | Age 00-21 % | Age 22-39 % | Age 40-54 % | Age 55-99 % | Women Total % | | | | | | | |
| LESS THAN GRADE 7 | 49 1 | 435 2 | 460 4 | 308 20 | 1252 3 | 0 0 | 19 1 | 22 3 | 9 14 | 50 2 | 1302 3 | | | | | | |
| GRADE 7 | 98 3 | 580 2 | 357 3 | 122 8 | 1157 3 | 4 3 | 54 3 | 13 2 | 2 3 | 73 3 | 1230 3 | | | | | | |
| GRADE 8 | 484 14 | 2035 8 | 915 9 | 162 11 | 3596 9 | 22 14 | 150 9 | 50 7 | 5 8 | 227 8 | 3823 9 | | | | | | |
| GRADE 9 | 894 25 | 3905 15 | 1271 12 | 149 10 | 6219 15 | 34 21 | 243 14 | 67 9 | 4 6 | 348 13 | 6567 15 | | | | | | |
| GRADE 10 | 1031 29 | 5515 22 | 1695 16 | 162 11 | 8403 21 | 42 26 | 308 18 | 87 12 | 10 16 | 447 17 | 8850 20 | | | | | | |
| GRADE 11 | 736 21 | 5107 20 | 1400 13 | 118 8 | 7361 18 | 35 22 | 292 17 | 96 14 | 6 9 | 429 16 | 7790 18 | | | | | | |
| GRADE 12 | 209 6 | 5234 21 | 2630 25 | 294 19 | 8367 20 | 17 11 | 293 17 | 159 22 | 12 19 | 481 18 | 8848 20 | | | | | | |
| MORE THAN GRADE 12 | 45 1 | 2421 10 | 1837 17 | 222 14 | 4525 11 | 6 4 | 395 23 | 217 31 | 16 25 | 634 24 | 5159 12 | | | | | | |
| Total reported | 3546 100 | 25232 100 | 10565 100 | 1537 100 | 40880 100 | 160 100 | 1754 100 | 711 100 | 64 100 | 2689 100 | 43569 100 | | | | | | |
| Percent reported | 96.5 | 97.8 | 97.2 | 97.3 | 97.5 | 97.0 | 96.6 | 96.6 | 95.5 | 96.6 | 97.4 | | | | | | |
| NOT REPORTED | 130 | 576 | 302 | 42 | 1050 | 5 | 62 | 25 | 3 | 95 | 1145 | | | | | | |
| Total | 3676 | 25808 | 10867 | 1579 | 41930 | 165 | 1816 | 736 | 67 | 2784 | 44714 | | | | | | |
| AVG EDUCATION LEVEL | 9.78 | 11.03 | 11.56 | 9.91 | 11.02 | 10.21 | 12.69 | 13.45 | 11.58 | 12.72 | 11.12 | | | | | | |

* NOTE: THE FIELD LABELED "LESS THAN GRADE 7" WAS CORRECTED IN MARCH 1989: MISSING DATA FOR INMATES STILL IN DIAGNOSTICS NOW HAS BEEN REMOVED FROM THIS FIELD AND IDENTIFIED AS "NOT REPORTED" INFORMATION.

Inmate statistical profile

Sample: ACTIVE PRISONERS EXCLUDING JAIL
Active inmates 02/27/2001

Requestor: Statistics

Functional Reading Level (WRAT Scores) by current age & sex

| WRAT Reading Score | M E N | | | | | | | | W O M E N | | | | | | | | Grand Total % | | | | | |
|--------------------|-------------|-------------|-------------|-------------|-------------|-------------|-------------|-------------|-------------|---------------|------|------|------|------|------|------|---------------|------|------|------|-------|------|
| | Age 00-21 % | Age 22-39 % | Age 40-54 % | Age 55-99 % | Men Total % | Age 00-21 % | Age 22-39 % | Age 40-54 % | Age 55-99 % | Women Total % | | | | | | | | | | | | |
| LESS THAN GRADE 6 | 1414 | 40 | 9616 | 39 | 4605 | 45 | 690 | 48 | 16325 | 41 | 36 | 23 | 474 | 27 | 222 | 31 | 21 | 33 | 753 | 28 | 17078 | 40 |
| 6TH THRU 8TH GRADE | 735 | 21 | 5518 | 22 | 2184 | 21 | 242 | 17 | 8679 | 22 | 28 | 18 | 330 | 19 | 128 | 18 | 11 | 17 | 497 | 19 | 9176 | 22 |
| GRADE 9 | 311 | 9 | 2088 | 8 | 699 | 7 | 102 | 7 | 3200 | 8 | 20 | 13 | 121 | 7 | 41 | 6 | 7 | 11 | 189 | 7 | 3389 | 8 |
| GRADE 10 | 170 | 5 | 1031 | 4 | 359 | 4 | 48 | 3 | 1608 | 4 | 10 | 6 | 58 | 3 | 29 | 4 | 3 | 5 | 100 | 4 | 1708 | 4 |
| GRADE 11 | 164 | 5 | 960 | 4 | 364 | 4 | 44 | 3 | 1532 | 4 | 6 | 4 | 67 | 4 | 36 | 5 | 2 | 3 | 111 | 4 | 1643 | 4 |
| GRADE 12 | 466 | 13 | 3644 | 15 | 1542 | 15 | 247 | 17 | 5899 | 15 | 17 | 11 | 142 | 8 | 38 | 5 | 5 | 8 | 202 | 8 | 6101 | 14 |
| MORE THAN GRADE 12 | 266 | 8 | 1939 | 8 | 449 | 4 | 56 | 4 | 2710 | 7 | 40 | 25 | 532 | 31 | 213 | 30 | 14 | 22 | 799 | 30 | 3509 | 8 |
| Total reported | 3526 | 100 | 24796 | 100 | 10202 | 100 | 1429 | 100 | 39953 | 100 | 157 | 100 | 1724 | 100 | 707 | 100 | 63 | 100 | 2651 | 100 | 42604 | 100 |
| Percent reported | | 95.9 | | 96.1 | | 93.9 | | 90.5 | | 95.3 | | 95.2 | | 94.9 | | 96.1 | | 94.0 | | 95.2 | | 95.3 |
| NOT REPORTED | 150 | | 1012 | | 665 | | 150 | | 1977 | | 8 | | 92 | | 29 | | 4 | | 133 | | 2110 | |
| Total | 3676 | | 25808 | | 10867 | | 1579 | | 41930 | | 165 | | 1816 | | 736 | | 67 | | 2784 | | 44714 | |
| AVG READING SCORE | 7.64 | | 7.68 | | 7.05 | | 6.82 | | 7.49 | | 9.28 | | 9.00 | | 8.65 | | 8.27 | | 8.91 | | 7.58 | |

Inmate statistical profile

Sample: ACTIVE PRISONERS EXCLUDING JAIL
Active inmates 02/27/2001

Requestor: Statistics

Functional Math Level (WRAT Scores) by current age & sex

| WRAT Math Score | M E N | | | | | | | | W O M E N | | | | | | | | Grand Total % | | | | | |
|--------------------|-----------|-----|-----------|-----|-----------|-----|-----------|-----|-----------|-----|-----------|-----|-----------|-----|-----------|-----|---------------|-----------|------|-------------|-------|-----|
| | Age 00-21 | | Age 22-39 | | Age 40-54 | | Age 55-99 | | Men Total | | Age 00-21 | | Age 22-39 | | Age 40-54 | | | Age 55-99 | | Women Total | | |
| LESS THAN GRADE 6 | 1174 | 33 | 7679 | 31 | 4262 | 42 | 724 | 51 | 13839 | 35 | 32 | 20 | 454 | 26 | 270 | 38 | 29 | 46 | 785 | 30 | 14624 | 34 |
| 6TH THRU 8TH GRADE | 1764 | 50 | 12176 | 49 | 3958 | 39 | 403 | 28 | 18301 | 46 | 84 | 54 | 847 | 49 | 267 | 38 | 19 | 30 | 1217 | 46 | 19518 | 46 |
| GRADE 9 | 287 | 8 | 2204 | 9 | 729 | 7 | 102 | 7 | 3322 | 8 | 17 | 11 | 182 | 11 | 53 | 7 | 5 | 8 | 257 | 10 | 3579 | 8 |
| GRADE 10 | 154 | 4 | 1310 | 5 | 542 | 5 | 71 | 5 | 2077 | 5 | 13 | 8 | 107 | 6 | 52 | 7 | 5 | 8 | 177 | 7 | 2254 | 5 |
| GRADE 11 | 74 | 2 | 817 | 3 | 350 | 3 | 57 | 4 | 1298 | 3 | 9 | 6 | 71 | 4 | 24 | 3 | 4 | 6 | 108 | 4 | 1406 | 3 |
| GRADE 12 | 48 | 1 | 441 | 2 | 301 | 3 | 57 | 4 | 847 | 2 | 0 | 0 | 27 | 2 | 17 | 2 | 1 | 2 | 45 | 2 | 892 | 2 |
| MORE THAN GRADE 12 | 25 | 1 | 175 | 1 | 69 | 1 | 15 | 1 | 284 | 1 | 2 | 1 | 36 | 2 | 25 | 4 | 0 | 0 | 63 | 2 | 347 | 1 |
| Total reported | 3526 | 100 | 24802 | 100 | 10211 | 100 | 1429 | 100 | 39968 | 100 | 157 | 100 | 1724 | 100 | 708 | 100 | 63 | 100 | 2652 | 100 | 42620 | 100 |
| Percent reported | 95.9 | | 96.1 | | 94.0 | | 90.5 | | 95.3 | | 95.2 | | 94.9 | | 96.2 | | 94.0 | | 95.3 | | 95.3 | |
| NOT REPORTED | 150 | | 1006 | | 656 | | 150 | | 1962 | | 8 | | 92 | | 28 | | 4 | | 132 | | 2094 | |
| Total | 3676 | | 25808 | | 10867 | | 1579 | | 41930 | | 165 | | 1816 | | 736 | | 67 | | 2784 | | 44714 | |
| AVG MATH SCORE | 6.82 | | 7.04 | | 6.65 | | 6.20 | | 6.89 | | 7.47 | | 7.35 | | 6.99 | | 6.30 | | 7.24 | | 6.91 | |

Inmate statistical profile

Sample: ACTIVE PRISONERS EXCLUDING JAIL
Active inmates 02/27/2001

Requestor: Statistics

Functional Spelling Level (WRAT Scores) by current age & sex

| WRAT Spelling Score | M E N | | | | | | | | W O M E N | | | | | | | | Grand Total % | | | | | |
|---------------------|-----------|-----|-----------|-----|-----------|-----|-----------|-----|-----------|-----|-----------|-----|-----------|-----|-----------|-----|---------------|-----------|------|-------------|-------|-----|
| | Age 00-21 | | Age 22-39 | | Age 40-54 | | Age 55-99 | | Men Total | | Age 00-21 | | Age 22-39 | | Age 40-54 | | | Age 55-99 | | Women Total | | |
| LESS THAN GRADE 6 | 1462 | 41 | 10881 | 44 | 5673 | 56 | 866 | 61 | 18882 | 47 | 35 | 22 | 443 | 26 | 233 | 33 | 22 | 35 | 733 | 28 | 19615 | 46 |
| 6TH THRU 8TH GRADE | 1135 | 32 | 7195 | 29 | 2413 | 24 | 292 | 20 | 11035 | 28 | 60 | 38 | 536 | 31 | 212 | 30 | 21 | 33 | 829 | 31 | 11864 | 28 |
| GRADE 9 | 280 | 8 | 1790 | 7 | 485 | 5 | 61 | 4 | 2616 | 7 | 16 | 10 | 177 | 10 | 48 | 7 | 4 | 6 | 245 | 9 | 2861 | 7 |
| GRADE 10 | 279 | 8 | 1706 | 7 | 468 | 5 | 53 | 4 | 2506 | 6 | 23 | 15 | 185 | 11 | 49 | 7 | 1 | 2 | 258 | 10 | 2764 | 6 |
| GRADE 11 | 127 | 4 | 876 | 4 | 251 | 2 | 30 | 2 | 1284 | 3 | 6 | 4 | 100 | 6 | 27 | 4 | 2 | 3 | 135 | 5 | 1419 | 3 |
| GRADE 12 | 168 | 5 | 1700 | 7 | 714 | 7 | 105 | 7 | 2687 | 7 | 4 | 3 | 76 | 4 | 25 | 4 | 2 | 3 | 107 | 4 | 2794 | 7 |
| MORE THAN GRADE 12 | 75 | 2 | 648 | 3 | 200 | 2 | 21 | 1 | 944 | 2 | 13 | 8 | 207 | 12 | 114 | 16 | 11 | 17 | 345 | 13 | 1289 | 3 |
| Total reported | 3526 | 100 | 24796 | 100 | 10204 | 100 | 1428 | 100 | 39954 | 100 | 157 | 100 | 1724 | 100 | 708 | 100 | 63 | 100 | 2652 | 100 | 42606 | 100 |
| Percent reported | 95.9 | | 96.1 | | 93.9 | | 90.4 | | 95.3 | | 95.2 | | 94.9 | | 96.2 | | 94.0 | | 95.3 | | 95.3 | |
| NOT REPORTED | 150 | | 1012 | | 663 | | 151 | | 1976 | | 8 | | 92 | | 28 | | 4 | | 132 | | 2108 | |
| Total | 3676 | | 25808 | | 10867 | | 1579 | | 41930 | | 165 | | 1816 | | 736 | | 67 | | 2784 | | 44714 | |
| AVG SPELLING SCORE | 6.88 | | 6.82 | | 5.98 | | 5.53 | | 6.56 | | 8.23 | | 8.22 | | 7.91 | | 7.20 | | 8.12 | | 6.66 | |

Inmate statistical profile

Sample: ACTIVE PRISONERS EXCLUDING JAIL
Active inmates 02/27/2001

Requestor: Statistics

Self-Rpt Guardian Status To Age 16 by current age & sex

| Guardian Status | M E N | | | | | | | | W O M E N | | | | | | | | Grand Total % | | | | | |
|------------------|-------------|-------------|-------------|-------------|-------------|-------------|-------------|-------------|-------------|---------------|-----|------|------|------|-----|------|---------------|------|------|------|-------|------|
| | Age 00-21 % | Age 22-39 % | Age 40-54 % | Age 55-99 % | Men Total % | Age 00-21 % | Age 22-39 % | Age 40-54 % | Age 55-99 % | Women Total % | | | | | | | | | | | | |
| ORPHANAGE | 5 | 0 | 33 | 0 | 21 | 0 | 9 | 1 | 68 | 0 | 0 | 0 | 1 | 0 | 2 | 0 | 0 | 0 | 3 | 0 | 71 | 0 |
| FATHER ONLY | 135 | 4 | 651 | 3 | 258 | 2 | 27 | 2 | 1071 | 3 | 6 | 4 | 43 | 2 | 22 | 3 | 4 | 6 | 75 | 3 | 1146 | 3 |
| FTR MTR HD | 254 | 7 | 1489 | 6 | 631 | 6 | 76 | 5 | 2450 | 6 | 6 | 4 | 84 | 5 | 32 | 4 | 0 | 0 | 122 | 4 | 2572 | 6 |
| MOTHER ONLY | 1838 | 52 | 11028 | 44 | 3365 | 32 | 348 | 23 | 16579 | 40 | 74 | 46 | 713 | 40 | 218 | 30 | 18 | 28 | 1023 | 37 | 17602 | 40 |
| MTR FTR HD | 768 | 22 | 8093 | 32 | 4762 | 45 | 868 | 57 | 14491 | 35 | 46 | 28 | 636 | 36 | 357 | 49 | 32 | 50 | 1071 | 39 | 15562 | 36 |
| OTH FEMALE | 66 | 2 | 577 | 2 | 276 | 3 | 43 | 3 | 962 | 2 | 5 | 3 | 53 | 3 | 18 | 2 | 3 | 5 | 79 | 3 | 1041 | 2 |
| OTH MALE | 22 | 1 | 85 | 0 | 41 | 0 | 6 | 0 | 154 | 0 | 0 | 0 | 3 | 0 | 2 | 0 | 0 | 0 | 5 | 0 | 159 | 0 |
| STEP-PARNTS | 43 | 1 | 453 | 2 | 149 | 1 | 22 | 1 | 667 | 2 | 0 | 0 | 6 | 0 | 3 | 0 | 0 | 0 | 9 | 0 | 676 | 2 |
| FOSTER HOME | 36 | 1 | 238 | 1 | 123 | 1 | 18 | 1 | 415 | 1 | 4 | 2 | 41 | 2 | 11 | 2 | 2 | 3 | 58 | 2 | 473 | 1 |
| GRAND PRNTS | 320 | 9 | 2096 | 8 | 715 | 7 | 98 | 6 | 3229 | 8 | 18 | 11 | 185 | 10 | 58 | 8 | 5 | 8 | 266 | 10 | 3495 | 8 |
| OTHER | 72 | 2 | 531 | 2 | 238 | 2 | 20 | 1 | 861 | 2 | 3 | 2 | 21 | 1 | 6 | 1 | 0 | 0 | 30 | 1 | 891 | 2 |
| Total reported | 3559 | 100 | 25274 | 100 | 10579 | 100 | 1535 | 100 | 40947 | 100 | 162 | 100 | 1786 | 100 | 729 | 100 | 64 | 100 | 2741 | 100 | 43688 | 100 |
| Percent reported | | 96.8 | | 97.9 | | 97.3 | | 97.2 | | 97.7 | | 98.2 | | 98.3 | | 99.0 | | 95.5 | | 98.5 | | 97.7 |
| NOT RPTD | 117 | | 534 | | 288 | | 44 | | 983 | | 3 | | 30 | | 7 | | 3 | | 43 | | 1026 | |
| Total | 3676 | | 25808 | | 10867 | | 1579 | | 41930 | | 165 | | 1816 | | 736 | | 67 | | 2784 | | 44714 | |

Inmate statistical profile

Sample: ACTIVE PRISONERS EXCLUDING JAIL
Active inmates 02/27/2001

Requestor: Statistics

Self-Rpt Employment Status Before Prison by current age & sex

| Employment | M E N | | | | | | | | W O M E N | | | | | | | | Grand Total % | | | | | |
|------------------|----------------|----------------|----------------|----------------|-------|-----|----------------|----------------|----------------|----------------|-------|-----|------|-----|------|-----|------------------|-----|------|-----|-------|-----|
| | Age 00-21 % | Age 22-39 % | Age 40-54 % | Age 55-99 % | Men | | Age 00-21 % | Age 22-39 % | Age 40-54 % | Age 55-99 % | Women | | | | | | | | | | | |
| FULL TIME | 1047 | 31 | 12939 | 54 | 5557 | 55 | 599 | 43 | 20142 | 52 | 51 | 33 | 642 | 40 | 240 | 36 | 18 | 32 | 951 | 39 | 21093 | 51 |
| PART TIME | 376 | 11 | 2167 | 9 | 667 | 7 | 88 | 6 | 3298 | 8 | 14 | 9 | 108 | 7 | 46 | 7 | 2 | 4 | 170 | 7 | 3468 | 8 |
| UNEMPL < 6M | 370 | 11 | 3112 | 13 | 1131 | 11 | 146 | 10 | 4759 | 12 | 18 | 12 | 265 | 17 | 112 | 17 | 9 | 16 | 404 | 16 | 5163 | 13 |
| UNEMPL > 6M | 387 | 12 | 3794 | 16 | 1880 | 19 | 308 | 22 | 6369 | 16 | 21 | 14 | 292 | 18 | 143 | 22 | 16 | 29 | 472 | 19 | 6841 | 17 |
| NEVER WORKD | 943 | 28 | 1386 | 6 | 97 | 1 | 6 | 0 | 2432 | 6 | 36 | 23 | 178 | 11 | 26 | 4 | 4 | 7 | 244 | 10 | 2676 | 6 |
| STUDENT | 180 | 5 | 132 | 1 | 14 | 0 | 2 | 0 | 328 | 1 | 12 | 8 | 13 | 1 | 4 | 1 | 0 | 0 | 29 | 1 | 357 | 1 |
| INCAPABLE | 21 | 1 | 517 | 2 | 702 | 7 | 256 | 18 | 1496 | 4 | 2 | 1 | 102 | 6 | 88 | 13 | 7 | 13 | 199 | 8 | 1695 | 4 |
| OTHER | 0 | 0 | 0 | 0 | 0 | 0 | 0 | 0 | 0 | 0 | 0 | 0 | 0 | 0 | 0 | 0 | 0 | 0 | 0 | 0 | 0 | 0 |
| Total reported | 3324 | 100 | 24047 | 100 | 10048 | 100 | 1405 | 100 | 38824 | 100 | 154 | 100 | 1600 | 100 | 659 | 100 | 56 | 100 | 2469 | 100 | 41293 | 100 |
| Percent reported | 90.4 | | 93.2 | | 92.5 | | 89.0 | | 92.6 | | 93.3 | | 88.1 | | 89.5 | | 83.6 | | 88.7 | | 92.3 | |
| NOT RPTD | 352 | | 1761 | | 819 | | 174 | | 3106 | | 11 | | 216 | | 77 | | 11 | | 315 | | 3421 | |
| Total | 3676 | | 25808 | | 10867 | | 1579 | | 41930 | | 165 | | 1816 | | 736 | | 67 | | 2784 | | 44714 | |

* NOTE: THE FIELD LABELD "OTHER" WAS CORRECTED IN APRIL 1989; INMATES CODED "PRE-OTIS NOT REPORTED" NOW HAVE BEEN REMOVED FROM THIS FIELD AND IDENTIFIED AS "NOT REPORTED".

Inmate statistical profile

Sample: ACTIVE PRISONERS EXCLUDING JAIL
Active inmates 02/27/2001

Requestor: Statistics

Self-Rpt Marital Status At Admission by current age & sex

| Marital Status | M E N | | | | | | | | W O M E N | | | | | | | | Grand Total % |
|------------------|-------------|-------------|-------------|-------------|-------------|-------------|-------------|-------------|-------------|---------------|-----------|--|--|--|--|--|---------------|
| | Age 00-21 % | Age 22-39 % | Age 40-54 % | Age 55-99 % | Men Total % | Age 00-21 % | Age 22-39 % | Age 40-54 % | Age 55-99 % | Women Total % | | | | | | | |
| SINGLE | 3361 94 | 16650 66 | 3877 37 | 236 15 | 24124 59 | 155 96 | 996 56 | 227 31 | 10 16 | 1388 51 | 25512 58 | | | | | | |
| MARRIED | 54 2 | 2862 11 | 1968 19 | 464 30 | 5348 13 | 3 2 | 250 14 | 117 16 | 9 14 | 379 14 | 5727 13 | | | | | | |
| SEPARATED | 9 0 | 1054 4 | 989 9 | 164 11 | 2216 5 | 2 1 | 199 11 | 101 14 | 7 11 | 309 11 | 2525 6 | | | | | | |
| DIVORCED | 5 0 | 1783 7 | 2285 22 | 422 27 | 4495 11 | 1 1 | 214 12 | 164 22 | 14 22 | 393 14 | 4888 11 | | | | | | |
| WIDOWED | 4 0 | 103 0 | 229 2 | 128 8 | 464 1 | 0 0 | 31 2 | 66 9 | 21 33 | 118 4 | 582 1 | | | | | | |
| COMMON LAW | 133 4 | 2859 11 | 1252 12 | 128 8 | 4372 11 | 1 1 | 97 5 | 54 7 | 3 5 | 155 6 | 4527 10 | | | | | | |
| OTHER | 1 0 | 7 0 | 2 0 | 3 0 | 13 0 | 0 0 | 1 0 | 2 0 | 0 0 | 3 0 | 16 0 | | | | | | |
| Total reported | 3567 100 | 25318 100 | 10602 100 | 1545 100 | 41032 100 | 162 100 | 1788 100 | 731 100 | 64 100 | 2745 100 | 43777 100 | | | | | | |
| Percent reported | 97.0 | 98.1 | 97.6 | 97.8 | 97.9 | 98.2 | 98.5 | 99.3 | 95.5 | 98.6 | 97.9 | | | | | | |
| NOT RPTD | 109 | 490 | 265 | 34 | 898 | 3 | 28 | 5 | 3 | 39 | 937 | | | | | | |
| Total | 3676 | 25808 | 10867 | 1579 | 41930 | 165 | 1816 | 736 | 67 | 2784 | 44714 | | | | | | |

Inmate statistical profile

Sample: ACTIVE PRISONERS EXCLUDING JAIL
Active inmates 02/27/2001

Requestor: Statistics

Self-Rpt Number Of Children At Admission by current age & sex

| Number Of Children | M E N | | | | | | | | W O M E N | | | | | | | | Grand Total % | | | | | |
|----------------------|-------------|-------------|-------------|-------------|-------------|-------------|-------------|-------------|-------------|---------------|------|-----|------|-----|------|-----|---------------|-----|------|-----|-------|-----|
| | Age 00-21 % | Age 22-39 % | Age 40-54 % | Age 55-99 % | Men Total % | Age 00-21 % | Age 22-39 % | Age 40-54 % | Age 55-99 % | Women Total % | | | | | | | | | | | | |
| NO CHILDREN | 0 | 0 | 825 | 5 | 437 | 6 | 64 | 5 | 1326 | 5 | 0 | 0 | 7 | 0 | 6 | 1 | 2 | 3 | 15 | 1 | 1341 | 5 |
| ONE CHILD | 593 | 74 | 6371 | 41 | 2306 | 29 | 244 | 19 | 9514 | 37 | 43 | 69 | 350 | 24 | 129 | 20 | 5 | 8 | 527 | 24 | 10041 | 36 |
| TWO CHILDREN | 154 | 19 | 4171 | 27 | 2172 | 28 | 314 | 24 | 6811 | 27 | 16 | 26 | 426 | 29 | 185 | 29 | 16 | 27 | 643 | 29 | 7454 | 27 |
| THREE CHILDREN | 38 | 5 | 2275 | 15 | 1443 | 18 | 265 | 20 | 4021 | 16 | 2 | 3 | 356 | 24 | 159 | 25 | 17 | 29 | 534 | 24 | 4555 | 16 |
| FOUR CHILDREN | 8 | 1 | 1021 | 7 | 758 | 10 | 151 | 11 | 1938 | 8 | 1 | 2 | 174 | 12 | 93 | 15 | 8 | 14 | 276 | 12 | 2214 | 8 |
| FIVE CHILDREN | 4 | 1 | 414 | 3 | 392 | 5 | 103 | 8 | 913 | 4 | 0 | 0 | 87 | 6 | 38 | 6 | 2 | 3 | 127 | 6 | 1040 | 4 |
| MORE THAN 5 CHILDREN | 0 | 0 | 341 | 2 | 376 | 5 | 175 | 13 | 892 | 4 | 0 | 0 | 58 | 4 | 29 | 5 | 9 | 15 | 96 | 4 | 988 | 4 |
| Total reported | 797 | 100 | 15418 | 100 | 7884 | 100 | 1316 | 100 | 25415 | 100 | 62 | 100 | 1458 | 100 | 639 | 100 | 59 | 100 | 2218 | 100 | 27633 | 100 |
| Percent reported | 21.7 | | 59.7 | | 72.5 | | 83.3 | | 60.6 | | 37.6 | | 80.3 | | 86.8 | | 88.1 | | 79.7 | | 61.8 | |
| NOT REPORTED | 2879 | | 10390 | | 2983 | | 263 | | 16515 | | 103 | | 358 | | 97 | | 8 | | 566 | | 17081 | |
| Total | 3676 | | 25808 | | 10867 | | 1579 | | 41930 | | 165 | | 1816 | | 736 | | 67 | | 2784 | | 44714 | |
| AVG NUM CHILDREN | 1.34 | | 1.97 | | 2.39 | | 3.13 | | 2.14 | | 1.37 | | 2.60 | | 2.71 | | 3.39 | | 2.62 | | 2.18 | |

* NOTE: THE FIELD LABELED "NO CHILDREN" WAS CORRECTED IN MARCH 1989: MISSING DATA FOR INMATES STILL IN DIAGNOSTICS NOW HAS BEEN REMOVED FROM THIS FIELD AND IDENTIFIED AS "NOT REPORTED" INFORMATION.

Inmate statistical profile

Sample: ACTIVE PRISONERS EXCLUDING JAIL
Active inmates 02/27/2001

Requestor: Statistics

Self-Rpt Religious Affiliation by current age & sex

| Religion | M E N | | | | | | | | W O M E N | | | | | | | | Grand Total | % | | | | |
|------------------|-----------|-----|-----------|-----|-----------|-----|-----------|-----|-----------|-----|-----------|-----|-----------|-----|-----------|-----|-------------|-----|-----------|-----|-------------|-----|
| | Age 00-21 | % | Age 22-39 | % | Age 40-54 | % | Age 55-99 | % | Men Total | % | Age 00-21 | % | Age 22-39 | % | Age 40-54 | % | | | Age 55-99 | % | Women Total | % |
| ISLAM | 65 | 2 | 910 | 4 | 336 | 3 | 26 | 2 | 1337 | 3 | 3 | 2 | 15 | 1 | 3 | 0 | 0 | 0 | 21 | 1 | 1358 | 3 |
| CATHOLIC | 115 | 3 | 884 | 4 | 352 | 3 | 58 | 4 | 1409 | 3 | 5 | 3 | 75 | 4 | 33 | 5 | 3 | 5 | 116 | 4 | 1525 | 4 |
| BAPTIST | 1514 | 43 | 12654 | 51 | 6132 | 59 | 883 | 59 | 21183 | 53 | 95 | 59 | 1113 | 63 | 469 | 65 | 39 | 63 | 1716 | 63 | 22899 | 53 |
| METHODIST | 50 | 1 | 505 | 2 | 392 | 4 | 94 | 6 | 1041 | 3 | 6 | 4 | 66 | 4 | 45 | 6 | 7 | 11 | 124 | 5 | 1165 | 3 |
| EPISCOPLN | 5 | 0 | 37 | 0 | 21 | 0 | 5 | 0 | 68 | 0 | 0 | 0 | 6 | 0 | 3 | 0 | 0 | 0 | 9 | 0 | 77 | 0 |
| PRESBYTRN | 6 | 0 | 44 | 0 | 30 | 0 | 15 | 1 | 95 | 0 | 0 | 0 | 0 | 0 | 3 | 0 | 2 | 3 | 5 | 0 | 100 | 0 |
| CHC OF GOD | 34 | 1 | 303 | 1 | 141 | 1 | 23 | 2 | 501 | 1 | 2 | 1 | 25 | 1 | 12 | 2 | 2 | 3 | 41 | 2 | 542 | 1 |
| HOLINESS | 69 | 2 | 966 | 4 | 508 | 5 | 81 | 5 | 1624 | 4 | 10 | 6 | 186 | 10 | 79 | 11 | 2 | 3 | 277 | 10 | 1901 | 4 |
| JEWISH | 1 | 0 | 23 | 0 | 9 | 0 | 3 | 0 | 36 | 0 | 1 | 1 | 1 | 0 | 0 | 0 | 0 | 0 | 2 | 0 | 38 | 0 |
| ANGLICAN | 0 | 0 | 4 | 0 | 4 | 0 | 0 | 0 | 8 | 0 | 0 | 0 | 1 | 0 | 0 | 0 | 0 | 0 | 1 | 0 | 9 | 0 |
| GRK ORTHDX | 0 | 0 | 0 | 0 | 2 | 0 | 0 | 0 | 2 | 0 | 0 | 0 | 0 | 0 | 0 | 0 | 0 | 0 | 0 | 0 | 2 | 0 |
| HINDU | 0 | 0 | 1 | 0 | 0 | 0 | 0 | 0 | 1 | 0 | 0 | 0 | 0 | 0 | 0 | 0 | 0 | 0 | 0 | 0 | 1 | 0 |
| BUDDHIST | 4 | 0 | 26 | 0 | 2 | 0 | 0 | 0 | 32 | 0 | 0 | 0 | 0 | 0 | 0 | 0 | 0 | 0 | 0 | 0 | 32 | 0 |
| TAOIST | 0 | 0 | 2 | 0 | 2 | 0 | 0 | 0 | 4 | 0 | 0 | 0 | 0 | 0 | 0 | 0 | 0 | 0 | 0 | 0 | 4 | 0 |
| SHINTOIST | 2 | 0 | 12 | 0 | 1 | 0 | 0 | 0 | 15 | 0 | 0 | 0 | 0 | 0 | 0 | 0 | 0 | 0 | 0 | 0 | 15 | 0 |
| SEVEN D AD | 14 | 0 | 54 | 0 | 34 | 0 | 9 | 1 | 111 | 0 | 0 | 0 | 7 | 0 | 3 | 0 | 0 | 0 | 10 | 0 | 121 | 0 |
| JEHOVAH WT | 27 | 1 | 215 | 1 | 74 | 1 | 6 | 0 | 322 | 1 | 1 | 1 | 20 | 1 | 5 | 1 | 1 | 2 | 27 | 1 | 349 | 1 |
| LATR DAY S | 5 | 0 | 23 | 0 | 12 | 0 | 4 | 0 | 44 | 0 | 0 | 0 | 2 | 0 | 2 | 0 | 0 | 0 | 4 | 0 | 48 | 0 |
| QUAKER | 0 | 0 | 0 | 0 | 0 | 0 | 0 | 0 | 0 | 0 | 0 | 0 | 0 | 0 | 0 | 0 | 0 | 0 | 0 | 0 | 0 | 0 |
| OTHER PROD | 402 | 11 | 2030 | 8 | 536 | 5 | 102 | 7 | 3070 | 8 | 23 | 14 | 137 | 8 | 40 | 6 | 3 | 5 | 203 | 7 | 3273 | 8 |
| NONE | 897 | 25 | 4432 | 18 | 1157 | 11 | 115 | 8 | 6601 | 16 | 5 | 3 | 40 | 2 | 5 | 1 | 0 | 0 | 50 | 2 | 6651 | 15 |
| OTHER | 320 | 9 | 1752 | 7 | 608 | 6 | 85 | 6 | 2765 | 7 | 11 | 7 | 82 | 5 | 22 | 3 | 3 | 5 | 118 | 4 | 2883 | 7 |
| Total reported | 3530 | 100 | 24877 | 100 | 10353 | 100 | 1509 | 100 | 40269 | 100 | 162 | 100 | 1776 | 100 | 724 | 100 | 62 | 100 | 2724 | 100 | 42993 | 100 |
| Percent reported | 96.0 | | 96.4 | | 95.3 | | 95.6 | | 96.0 | | 98.2 | | 97.8 | | 98.4 | | 92.5 | | 97.8 | | 96.2 | |
| NOT RPTD | 146 | | 931 | | 514 | | 70 | | 1661 | | 3 | | 40 | | 12 | | 5 | | 60 | | 1721 | |
| Total | 3676 | | 25808 | | 10867 | | 1579 | | 41930 | | 165 | | 1816 | | 736 | | 67 | | 2784 | | 44714 | |

Inmate statistical profile

Sample: ACTIVE PRISONERS EXCLUDING JAIL
Active inmates 02/27/2001

Requestor: Statistics

Self-Rpt Family Behavior Patterns * by current age & sex

| Family Behavior | M E N | | | | | | | | W O M E N | | | | | | | | Grand Total | % | | | | |
|------------------|-----------|------|-----------|------|-----------|------|-----------|------|-----------|------|-----------|------|-----------|------|-----------|------|-------------|------|-----------|------|-------------|------|
| | Age 00-21 | % | Age 22-39 | % | Age 40-54 | % | Age 55-99 | % | Men Total | % | Age 00-21 | % | Age 22-39 | % | Age 40-54 | % | | | Age 55-99 | % | Women Total | % |
| CRIMINLTY | 1130 | 24 | 7447 | 24 | 3042 | 26 | 323 | 24 | 11942 | 24 | 63 | 18 | 659 | 17 | 271 | 20 | 13 | 15 | 1006 | 18 | 12948 | 24 |
| ALCOHOLISM | 412 | 9 | 3571 | 12 | 1917 | 16 | 235 | 17 | 6135 | 13 | 33 | 9 | 490 | 13 | 187 | 14 | 13 | 15 | 723 | 13 | 6858 | 13 |
| DRUG ABUSE | 374 | 8 | 2184 | 7 | 751 | 6 | 50 | 4 | 3359 | 7 | 37 | 10 | 343 | 9 | 124 | 9 | 1 | 1 | 505 | 9 | 3864 | 7 |
| DOMINERING | 12 | 0 | 94 | 0 | 51 | 0 | 4 | 0 | 161 | 0 | 32 | 9 | 488 | 12 | 192 | 14 | 15 | 17 | 727 | 13 | 888 | 2 |
| MIGRANT | 20 | 0 | 250 | 1 | 129 | 1 | 11 | 1 | 410 | 1 | 1 | 0 | 12 | 0 | 5 | 0 | 0 | 0 | 18 | 0 | 428 | 1 |
| INFL BTGS | 72 | 2 | 890 | 3 | 474 | 4 | 94 | 7 | 1530 | 3 | 18 | 5 | 276 | 7 | 109 | 8 | 9 | 10 | 412 | 7 | 1942 | 4 |
| PERMISSIVE | 13 | 0 | 51 | 0 | 42 | 0 | 7 | 1 | 113 | 0 | 31 | 9 | 230 | 6 | 70 | 5 | 2 | 2 | 333 | 6 | 446 | 1 |
| FATH ABSNT | 2111 | 45 | 12841 | 42 | 4039 | 34 | 446 | 33 | 19437 | 40 | 94 | 26 | 860 | 22 | 244 | 18 | 20 | 23 | 1218 | 21 | 20655 | 38 |
| MOTH ABSNT | 538 | 11 | 3167 | 10 | 1169 | 10 | 154 | 11 | 5028 | 10 | 29 | 8 | 232 | 6 | 81 | 6 | 11 | 13 | 353 | 6 | 5381 | 10 |
| NONE | 55 | 1 | 428 | 1 | 217 | 2 | 21 | 2 | 721 | 1 | 20 | 6 | 320 | 8 | 89 | 6 | 4 | 5 | 433 | 8 | 1154 | 2 |
| Total reported | 4737 | 100 | 30923 | 100 | 11831 | 100 | 1345 | 100 | 48836 | 100 | 358 | 100 | 3910 | 100 | 1372 | 100 | 88 | 100 | 5728 | 100 | 54564 | 100 |
| Percent reported | | 75.3 | | 70.6 | | 64.6 | | 53.9 | | 68.8 | | 89.1 | | 84.3 | | 80.4 | | 62.7 | | 83.0 | | 69.7 |
| OTHER | 907 | | 7592 | | 3849 | | 728 | | 13076 | | 18 | | 285 | | 144 | | 25 | | 472 | | 13548 | |
| Total | 3676 | | 25808 | | 10867 | | 1579 | | 41930 | | 165 | | 1816 | | 736 | | 67 | | 2784 | | 44714 | |

* NOTE: SINCE THERE CAN BE UP TO FIVE BEHAVIOR CODES PER INMATE, THE NUMBER OF CASES REPORTED IN THE DETAIL LINES AND THE TOTAL REPORTED LINE MAY EXCEED THE TOTAL NUMBER OF CASES. IN SHORT, THIS TABLE COUNTS THE NUMBER OF BEHAVIOR PROBLEMS, NOT INMATES.

Inmate statistical profile

Sample: ACTIVE PRISONERS EXCLUDING JAIL
Active inmates 02/27/2001

Requestor: Statistics

Inmate Diagnostic Behavior Problem * by current age & sex

| Diagnostic Problem | M E N | | | | | | | | W O M E N | | | | | | | | Grand Total % |
|--------------------|-------------|-------------|-------------|-------------|-------------|-------------|-------------|-------------|-------------|---------------|-----------|--|--|--|--|--|---------------|
| | Age 00-21 % | Age 22-39 % | Age 40-54 % | Age 55-99 % | Men Total % | Age 00-21 % | Age 22-39 % | Age 40-54 % | Age 55-99 % | Women Total % | | | | | | | |
| ALCOHOLIC | 26 0 | 1011 2 | 912 5 | 172 7 | 2121 3 | 3 1 | 189 6 | 98 8 | 9 9 | 299 6 | 2420 3 | | | | | | |
| ALCOH ABSE | 632 10 | 6240 13 | 3041 15 | 403 17 | 10316 14 | 17 7 | 285 9 | 127 10 | 16 16 | 445 9 | 10761 13 | | | | | | |
| DRUG EXP | 1333 21 | 8677 19 | 3218 16 | 212 9 | 13440 18 | 26 10 | 241 7 | 108 8 | 5 5 | 380 8 | 13820 17 | | | | | | |
| DRUG ABSE | 1142 18 | 8781 19 | 3788 19 | 186 8 | 13897 18 | 43 17 | 917 28 | 328 26 | 12 12 | 1300 27 | 15197 19 | | | | | | |
| NARC ADDCT | 34 1 | 604 1 | 397 2 | 25 1 | 1060 1 | 0 0 | 54 2 | 38 3 | 2 2 | 94 2 | 1154 1 | | | | | | |
| EPILEPTIC | 28 0 | 261 1 | 199 1 | 27 1 | 515 1 | 1 0 | 83 3 | 31 2 | 4 4 | 119 2 | 634 1 | | | | | | |
| MANIPULTVE | 781 12 | 4470 10 | 1356 7 | 148 6 | 6755 9 | 3 1 | 57 2 | 32 2 | 2 2 | 94 2 | 6849 9 | | | | | | |
| ASSAULTIVE | 1445 23 | 9804 21 | 3962 20 | 584 24 | 15795 21 | 62 25 | 563 17 | 212 16 | 17 17 | 854 17 | 16649 21 | | | | | | |
| ESCAPE TEND | 81 1 | 1092 2 | 677 3 | 101 4 | 1951 3 | 4 2 | 97 3 | 34 3 | 0 0 | 135 3 | 2086 3 | | | | | | |
| SUICIDAL | 135 2 | 1044 2 | 438 2 | 50 2 | 1667 2 | 13 5 | 167 5 | 60 5 | 4 4 | 244 5 | 1911 2 | | | | | | |
| WITHDRAWN | 11 0 | 151 0 | 81 0 | 17 1 | 260 0 | 13 5 | 79 2 | 22 2 | 2 2 | 116 2 | 376 0 | | | | | | |
| PR RLTY CT | 30 0 | 382 1 | 234 1 | 28 1 | 674 1 | 12 5 | 93 3 | 31 2 | 5 5 | 141 3 | 815 1 | | | | | | |
| HOMOSEXUAL | 14 0 | 146 0 | 68 0 | 16 1 | 244 0 | 16 6 | 123 4 | 23 2 | 0 0 | 162 3 | 406 1 | | | | | | |
| NONE | 53 1 | 1081 2 | 623 3 | 168 7 | 1925 3 | 2 1 | 30 1 | 25 2 | 12 12 | 69 1 | 1994 2 | | | | | | |
| OTHER | 54 1 | 487 1 | 331 2 | 73 3 | 945 1 | 1 0 | 22 1 | 10 1 | 5 5 | 38 1 | 983 1 | | | | | | |
| NOT RPTD | 427 7 | 2279 5 | 692 3 | 184 8 | 3582 5 | 37 15 | 243 7 | 105 8 | 8 8 | 393 8 | 3975 5 | | | | | | |
| Total reported | 6292 100 | 46773 100 | 20048 100 | 2404 100 | 75517 100 | 253 100 | 3243 100 | 1285 100 | 103 100 | 4884 100 | 80401 100 | | | | | | |
| Percent reported | 98.2 | 99.0 | 99.7 | 99.4 | 99.1 | 100.0 | 100.0 | 99.9 | 100.0 | 100.0 | 99.2 | | | | | | |
| UNKNOWN | 66 | 263 | 31 | 10 | 370 | 0 | 0 | 1 | 0 | 1 | 371 | | | | | | |
| Total | 3676 | 25808 | 10867 | 1579 | 41930 | 165 | 1816 | 736 | 67 | 2784 | 44714 | | | | | | |

* NOTE: SINCE THERE CAN BE UP TO FIVE BEHAVIOR CODES PER INMATE, THE NUMBER OF CASES REPORTED IN THE DETAIL LINES AND THE TOTAL REPORTED LINE MAY EXCEED THE TOTAL NUMBER OF CASES. IN SHORT, THIS TABLE COUNTS THE NUMBER OF BEHAVIOR PROBLEMS, NOT INMATES.

Inmate statistical profile

Sample: ACTIVE PRISONERS EXCLUDING JAIL
Active inmates 02/27/2001

Requestor: Statistics

Physical Profile (General Condition) by current age & sex

| Physical Profile | M E N | | | | | | | | W O M E N | | | | | | | | Grand Total % | | | | | |
|-----------------------|-----------|-----|-----------|-----|-----------|-----|-----------|-----|-----------|-----|-----------|-----|-----------|-----|-----------|-----|---------------|-----------|------|-------------|-------|-----|
| | Age 00-21 | | Age 22-39 | | Age 40-54 | | Age 55-99 | | Men Total | | Age 00-21 | | Age 22-39 | | Age 40-54 | | | Age 55-99 | | Women Total | | |
| NO LIMITATION | 3260 | 91 | 19130 | 76 | 5203 | 49 | 293 | 19 | 27886 | 68 | 143 | 90 | 1330 | 76 | 419 | 58 | 13 | 21 | 1905 | 71 | 29791 | 68 |
| DEFECT NO MAJOR LIMIT | 122 | 3 | 2675 | 11 | 1977 | 19 | 317 | 21 | 5091 | 12 | 2 | 1 | 69 | 4 | 72 | 10 | 11 | 18 | 154 | 6 | 5245 | 12 |
| DEFECT MAJOR LIMIT | 202 | 6 | 3421 | 14 | 3313 | 31 | 840 | 54 | 7776 | 19 | 14 | 9 | 337 | 19 | 222 | 31 | 35 | 56 | 608 | 23 | 8384 | 19 |
| VERY MAJOR DEFECT | 2 | 0 | 53 | 0 | 113 | 1 | 96 | 6 | 264 | 1 | 0 | 0 | 4 | 0 | 8 | 1 | 3 | 5 | 15 | 1 | 279 | 1 |
| Total reported | 3586 | 100 | 25279 | 100 | 10606 | 100 | 1546 | 100 | 41017 | 100 | 159 | 100 | 1740 | 100 | 721 | 100 | 62 | 100 | 2682 | 100 | 43699 | 100 |
| Percent reported | 97.6 | | 98.0 | | 97.6 | | 97.9 | | 97.8 | | 96.4 | | 95.8 | | 98.0 | | 92.5 | | 96.3 | | 97.7 | |
| NOT REPORTED | 90 | | 529 | | 261 | | 33 | | 913 | | 6 | | 76 | | 15 | | 5 | | 102 | | 1015 | |
| Total | 3676 | | 25808 | | 10867 | | 1579 | | 41930 | | 165 | | 1816 | | 736 | | 67 | | 2784 | | 44714 | |

Inmate statistical profile

Sample: ACTIVE PRISONERS EXCLUDING JAIL
Active inmates 02/27/2001

Requestor: Statistics

Security Status by current age & sex

| Security | M E N | | | | | | | | W O M E N | | | | | | | | Grand Total % |
|------------------|----------------|----------------|----------------|----------------|----------------|----------------|----------------|----------------|----------------|------------------|-----------|-----|-----|------|--|--|------------------|
| | Age 00-21 % | Age 22-39 % | Age 40-54 % | Age 55-99 % | Men Total % | Age 00-21 % | Age 22-39 % | Age 40-54 % | Age 55-99 % | Women Total % | | | | | | | |
| DIAG INCOM | 1 0 | 20 0 | 8 0 | 1 0 | 30 0 | 0 0 | 0 0 | 0 0 | 0 0 | 0 0 | 0 0 | 0 0 | 0 0 | 30 0 | | | |
| WRK RELEAS | 1 0 | 9 0 | 3 0 | 0 0 | 13 0 | 0 0 | 0 0 | 0 0 | 0 0 | 0 0 | 0 0 | 0 0 | 0 0 | 13 0 | | | |
| TRUSTY | 38 1 | 1313 5 | 732 7 | 60 4 | 2143 5 | 5 3 | 84 5 | 49 7 | 4 6 | 142 5 | 2285 5 | | | | | | |
| MINIMUM | 1042 28 | 8677 34 | 3902 36 | 512 32 | 14133 34 | 66 40 | 1039 57 | 424 58 | 37 55 | 1566 56 | 15699 35 | | | | | | |
| MEDIUM | 1519 41 | 9974 39 | 4323 40 | 806 51 | 16622 40 | 60 36 | 487 27 | 201 27 | 21 31 | 769 28 | 17391 39 | | | | | | |
| CLOSE | 780 21 | 3958 15 | 1201 11 | 145 9 | 6084 15 | 29 18 | 123 7 | 37 5 | 2 3 | 191 7 | 6275 14 | | | | | | |
| MAXIMUM | 19 1 | 582 2 | 211 2 | 21 1 | 833 2 | 0 0 | 5 0 | 2 0 | 0 0 | 7 0 | 840 2 | | | | | | |
| DIAGNOSTIC | 276 8 | 1274 5 | 486 4 | 34 2 | 2070 5 | 5 3 | 78 4 | 23 3 | 3 4 | 109 4 | 2179 5 | | | | | | |
| Total reported | 3676 100 | 25807 100 | 10866 100 | 1579 100 | 41928 100 | 165 100 | 1816 100 | 736 100 | 67 100 | 2784 100 | 44712 100 | | | | | | |
| Percent reported | 100.0 | 100.0 | 100.0 | 100.0 | 100.0 | 100.0 | 100.0 | 100.0 | 100.0 | 100.0 | 100.0 | | | | | | |
| NOT RPTD | 0 | 1 | 1 | 0 | 2 | 0 | 0 | 0 | 0 | 0 | 2 | | | | | | |
| Total | 3676 | 25808 | 10867 | 1579 | 41930 | 165 | 1816 | 736 | 67 | 2784 | 44714 | | | | | | |

* NOTE: BEGINNING IN JULY 1987, THE FACILITIES
DIVISION NO LONGER CODED INMATES AS BEING WORK RELEASE

Inmate statistical profile

Sample: ACTIVE PRISONERS EXCLUDING JAIL
Active inmates 02/27/2001

Requestor: Statistics

Number Of Sentences by current age & sex

| Number Of Sentences | M E N | | | | | | | | W O M E N | | | | | | | | Grand Total % |
|---------------------|-------------|-------------|-------------|-------------|-------------|-------------|-------------|-------------|-------------|---------------|-----------|--|--|--|--|--|---------------|
| | Age 00-21 % | Age 22-39 % | Age 40-54 % | Age 55-99 % | Men Total % | Age 00-21 % | Age 22-39 % | Age 40-54 % | Age 55-99 % | Women Total % | | | | | | | |
| ONE | 1515 41 | 7768 30 | 3539 33 | 642 41 | 13464 32 | 89 54 | 698 39 | 279 38 | 35 52 | 1101 40 | 14565 33 | | | | | | |
| TWO | 951 26 | 6057 24 | 2538 23 | 385 24 | 9931 24 | 42 25 | 448 25 | 198 27 | 13 19 | 701 25 | 10632 24 | | | | | | |
| THREE | 521 14 | 4125 16 | 1672 15 | 201 13 | 6519 16 | 13 8 | 265 15 | 103 14 | 11 16 | 392 14 | 6911 15 | | | | | | |
| FOUR | 287 8 | 2688 10 | 1025 9 | 125 8 | 4125 10 | 8 5 | 174 10 | 52 7 | 4 6 | 238 9 | 4363 10 | | | | | | |
| FIVE | 172 5 | 1746 7 | 696 6 | 74 5 | 2688 6 | 8 5 | 88 5 | 26 4 | 1 1 | 123 4 | 2811 6 | | | | | | |
| MORE THAN FIVE | 212 6 | 3379 13 | 1374 13 | 150 10 | 5115 12 | 5 3 | 133 7 | 77 10 | 3 4 | 218 8 | 5333 12 | | | | | | |
| Total reported | 3658 100 | 25763 100 | 10844 100 | 1577 100 | 41842 100 | 165 100 | 1806 100 | 735 100 | 67 100 | 2773 100 | 44615 100 | | | | | | |
| Percent reported | 99.5 | 99.8 | 99.8 | 99.9 | 99.8 | 100.0 | 99.4 | 99.9 | 100.0 | 99.6 | 99.8 | | | | | | |
| NOT REPORTED | 18 | 45 | 23 | 2 | 88 | 0 | 10 | 1 | 0 | 11 | 99 | | | | | | |
| Total | 3676 | 25808 | 10867 | 1579 | 41930 | 165 | 1816 | 736 | 67 | 2784 | 44714 | | | | | | |
| AVG NUM SENTENCES | 2.34 | 3.08 | 3.01 | 2.63 | 2.98 | 1.95 | 2.52 | 2.69 | 2.19 | 2.52 | 2.95 | | | | | | |

Inmate statistical profile

Sample: ACTIVE PRISONERS EXCLUDING JAIL
Active inmates 02/27/2001

Requestor: Statistics

Number Of Disciplinarys by current age & sex

| Disciplinarys | M E N | | | | | | | | W O M E N | | | | | | | | Grand Total % |
|------------------|-------------|-------------|-------------|-------------|-------------|-------------|-------------|-------------|-------------|---------------|-----------|--|--|--|--|--|---------------|
| | Age 00-21 % | Age 22-39 % | Age 40-54 % | Age 55-99 % | Men Total % | Age 00-21 % | Age 22-39 % | Age 40-54 % | Age 55-99 % | Women Total % | | | | | | | |
| ZERO | 1254 34 | 8563 33 | 4685 43 | 807 51 | 15309 37 | 74 45 | 872 48 | 418 57 | 39 58 | 1403 50 | 16712 37 | | | | | | |
| ONE | 519 14 | 3791 15 | 1696 16 | 287 18 | 6293 15 | 26 16 | 271 15 | 114 15 | 12 18 | 423 15 | 6716 15 | | | | | | |
| TWO | 308 8 | 2313 9 | 976 9 | 127 8 | 3724 9 | 13 8 | 165 9 | 51 7 | 4 6 | 233 8 | 3957 9 | | | | | | |
| THREE | 245 7 | 1679 7 | 613 6 | 76 5 | 2613 6 | 10 6 | 117 6 | 34 5 | 4 6 | 165 6 | 2778 6 | | | | | | |
| FOUR | 179 5 | 1234 5 | 409 4 | 54 3 | 1876 4 | 3 2 | 68 4 | 24 3 | 0 0 | 95 3 | 1971 4 | | | | | | |
| FIVE | 165 4 | 939 4 | 318 3 | 32 2 | 1454 3 | 4 2 | 45 2 | 9 1 | 2 3 | 60 2 | 1514 3 | | | | | | |
| MORE THAN FIVE | 1006 27 | 7286 28 | 2167 20 | 196 12 | 10655 25 | 35 21 | 278 15 | 86 12 | 6 9 | 405 15 | 11060 25 | | | | | | |
| Total reported | 3676 100 | 25805 100 | 10864 100 | 1579 100 | 41924 100 | 165 100 | 1816 100 | 736 100 | 67 100 | 2784 100 | 44708 100 | | | | | | |
| Percent reported | 100.0 | 100.0 | 100.0 | 100.0 | 100.0 | 100.0 | 100.0 | 100.0 | 100.0 | 100.0 | 100.0 | | | | | | |
| NOT REPORTED | 0 | 3 | 3 | 0 | 6 | 0 | 0 | 0 | 0 | 0 | 6 | | | | | | |
| Total | 3676 | 25808 | 10867 | 1579 | 41930 | 165 | 1816 | 736 | 67 | 2784 | 44714 | | | | | | |
| AVG NUM DISCIP | 5.57 | 6.08 | 4.39 | 2.76 | 5.47 | 3.32 | 3.23 | 2.24 | 1.67 | 2.93 | 5.31 | | | | | | |

Inmate statistical profile

Sample: ACTIVE PRISONERS EXCLUDING JAIL
Active inmates 02/27/2001

Requestor: Statistics

Number Of Escapes by current age & sex

| Escapes | M E N | | | | | | | | W O M E N | | | | | | | | Grand Total % |
|------------------|----------------|----------------|----------------|----------------|-----------|--|----------------|----------------|----------------|----------------|----------|-----------|--|--|--|--|------------------|
| | Age 00-21 % | Age 22-39 % | Age 40-54 % | Age 55-99 % | Men | | Age 00-21 % | Age 22-39 % | Age 40-54 % | Age 55-99 % | Women | | | | | | |
| ZERO | 3664 100 | 25612 99 | 10720 99 | 1554 98 | 41550 99 | | 165 100 | 1806 99 | 733 100 | 67 100 | 2771 100 | 44321 99 | | | | | |
| ONE | 12 0 | 193 1 | 126 1 | 19 1 | 350 1 | | 0 0 | 10 1 | 3 0 | 0 0 | 13 0 | 363 1 | | | | | |
| TWO | 0 0 | 3 0 | 16 0 | 4 0 | 23 0 | | 0 0 | 0 0 | 0 0 | 0 0 | 0 0 | 23 0 | | | | | |
| THREE | 0 0 | 0 0 | 4 0 | 2 0 | 6 0 | | 0 0 | 0 0 | 0 0 | 0 0 | 0 0 | 6 0 | | | | | |
| FOUR | 0 0 | 0 0 | 1 0 | 0 0 | 1 0 | | 0 0 | 0 0 | 0 0 | 0 0 | 0 0 | 1 0 | | | | | |
| FIVE | 0 0 | 0 0 | 0 0 | 0 0 | 0 0 | | 0 0 | 0 0 | 0 0 | 0 0 | 0 0 | 0 0 | | | | | |
| MORE THAN FIVE | 0 0 | 0 0 | 0 0 | 0 0 | 0 0 | | 0 0 | 0 0 | 0 0 | 0 0 | 0 0 | 0 0 | | | | | |
| Total reported | 3676 100 | 25808 100 | 10867 100 | 1579 100 | 41930 100 | | 165 100 | 1816 100 | 736 100 | 67 100 | 2784 100 | 44714 100 | | | | | |
| Percent reported | 100.0 | 100.0 | 100.0 | 100.0 | 100.0 | | 100.0 | 100.0 | 100.0 | 100.0 | 100.0 | 100.0 | | | | | |
| NOT REPORTED | 0 | 0 | 0 | 0 | 0 | | 0 | 0 | 0 | 0 | 0 | 0 | | | | | |
| Total | 3676 | 25808 | 10867 | 1579 | 41930 | | 165 | 1816 | 736 | 67 | 2784 | 44714 | | | | | |
| AVG NUM ESCAPES | .00 | .01 | .02 | .02 | .01 | | .00 | .01 | .00 | .00 | .00 | .01 | | | | | |

Inmate statistical profile

Sample: ACTIVE PRISONERS EXCLUDING JAIL
Active inmates 02/27/2001

Requestor: Statistics

Number Of Prior Georgia Incarcerations * by current age & sex

| Prior Incarcerations | M E N | | | | | | | | W O M E N | | | | | | | | Grand Total % |
|----------------------|-------------|-------------|-------------|-------------|-------------|-------------|-------------|-------------|-------------|---------------|-----------|--|--|--|--|--|---------------|
| | Age 00-21 % | Age 22-39 % | Age 40-54 % | Age 55-99 % | Men Total % | Age 00-21 % | Age 22-39 % | Age 40-54 % | Age 55-99 % | Women Total % | | | | | | | |
| ZERO | 3394 92 | 13805 53 | 4167 38 | 910 58 | 22276 53 | 158 96 | 1138 63 | 409 56 | 48 72 | 1753 63 | 24029 54 | | | | | | |
| ONE | 263 7 | 5327 21 | 2067 19 | 282 18 | 7939 19 | 7 4 | 350 19 | 113 15 | 10 15 | 480 17 | 8419 19 | | | | | | |
| TWO | 19 1 | 3142 12 | 1543 14 | 151 10 | 4855 12 | 0 0 | 160 9 | 86 12 | 4 6 | 250 9 | 5105 11 | | | | | | |
| THREE | 0 0 | 1764 7 | 1083 10 | 101 6 | 2948 7 | 0 0 | 94 5 | 47 6 | 2 3 | 143 5 | 3091 7 | | | | | | |
| FOUR | 0 0 | 972 4 | 796 7 | 56 4 | 1824 4 | 0 0 | 33 2 | 29 4 | 3 4 | 65 2 | 1889 4 | | | | | | |
| FIVE | 0 0 | 478 2 | 523 5 | 32 2 | 1033 2 | 0 0 | 25 1 | 17 2 | 0 0 | 42 2 | 1075 2 | | | | | | |
| MORE THAN FIVE | 0 0 | 320 1 | 688 6 | 47 3 | 1055 3 | 0 0 | 16 1 | 35 5 | 0 0 | 51 2 | 1106 2 | | | | | | |
| Total reported | 3676 100 | 25808 100 | 10867 100 | 1579 100 | 41930 100 | 165 100 | 1816 100 | 736 100 | 67 100 | 2784 100 | 44714 100 | | | | | | |
| Percent reported | 100.0 | 100.0 | 100.0 | 100.0 | 100.0 | 100.0 | 100.0 | 100.0 | 100.0 | 100.0 | 100.0 | | | | | | |
| NOT REPORTED | 0 | 0 | 0 | 0 | 0 | 0 | 0 | 0 | 0 | 0 | 0 | | | | | | |
| Total | 3676 | 25808 | 10867 | 1579 | 41930 | 165 | 1816 | 736 | 67 | 2784 | 44714 | | | | | | |
| AVG # INCARCERATIONS | .08 | .98 | 1.75 | 1.01 | 1.10 | .04 | .72 | 1.19 | .54 | .80 | 1.08 | | | | | | |

* This data counts a parole revocation on an existing sentence AS A prior incarceration. Also, this data counts, for any cohort of inmates, the total number of Georgia incarcerations the inmate has had during his entire criminal career. For example, if an inmate was admitted to prison first in FY72, and then re-admitted in FY79 and FY85, he had two prior incarcerations before the FY85 admission. This inmate's records show two prior incarcerations in all three of his records since he has had two prior incarcerations in his criminal career. If the cohort of FY72 admissions is selected for analysis, two prior incarcerations will be listed for this inmate even though in FY72, he had no prior incarcerations.

Inmate statistical profile

Sample: ACTIVE PRISONERS EXCLUDING JAIL
Active inmates 02/27/2001

Requestor: Statistics

Number Of Transfers by current age & sex

| Transfers | M E N | | | | | | | | | | W O M E N | | | | | | | | | | Grand Total % | |
|-------------------|-------------|-------------|-------------|-------------|-------------|-----|-------------|-------------|-------------|-------------|---------------|-----|-------|-----|-------|-----|-------|-----|-------|-----|---------------|-----|
| | Age 00-21 % | Age 22-39 % | Age 40-54 % | Age 55-99 % | Men Total % | | Age 00-21 % | Age 22-39 % | Age 40-54 % | Age 55-99 % | Women Total % | | | | | | | | | | | |
| ZERO | 911 | 25 | 2346 | 9 | 932 | 9 | 100 | 6 | 4289 | 10 | 28 | 17 | 363 | 20 | 128 | 17 | 12 | 18 | 531 | 19 | 4820 | 11 |
| ONE | 1762 | 48 | 10689 | 41 | 4278 | 39 | 665 | 42 | 17394 | 41 | 110 | 67 | 971 | 53 | 382 | 52 | 23 | 34 | 1486 | 53 | 18880 | 42 |
| TWO | 671 | 18 | 5574 | 22 | 2023 | 19 | 274 | 17 | 8542 | 20 | 17 | 10 | 255 | 14 | 113 | 15 | 11 | 16 | 396 | 14 | 8938 | 20 |
| THREE | 204 | 6 | 2965 | 11 | 1204 | 11 | 176 | 11 | 4549 | 11 | 8 | 5 | 137 | 8 | 62 | 8 | 8 | 12 | 215 | 8 | 4764 | 11 |
| FOUR | 77 | 2 | 1693 | 7 | 774 | 7 | 114 | 7 | 2658 | 6 | 2 | 1 | 59 | 3 | 20 | 3 | 5 | 7 | 86 | 3 | 2744 | 6 |
| FIVE | 26 | 1 | 1007 | 4 | 490 | 5 | 72 | 5 | 1595 | 4 | 0 | 0 | 16 | 1 | 13 | 2 | 3 | 4 | 32 | 1 | 1627 | 4 |
| MORE THAN FIVE | 25 | 1 | 1534 | 6 | 1166 | 11 | 178 | 11 | 2903 | 7 | 0 | 0 | 15 | 1 | 18 | 2 | 5 | 7 | 38 | 1 | 2941 | 7 |
| Total reported | 3676 | 100 | 25808 | 100 | 10867 | 100 | 1579 | 100 | 41930 | 100 | 165 | 100 | 1816 | 100 | 736 | 100 | 67 | 100 | 2784 | 100 | 44714 | 100 |
| Percent reported | 100.0 | | 100.0 | | 100.0 | | 100.0 | | 100.0 | | 100.0 | | 100.0 | | 100.0 | | 100.0 | | 100.0 | | 100.0 | |
| NOT REPORTED | 0 | | 0 | | 0 | | 0 | | 0 | | 0 | | 0 | | 0 | | 0 | | 0 | | 0 | |
| Total | 3676 | | 25808 | | 10867 | | 1579 | | 41930 | | 165 | | 1816 | | 736 | | 67 | | 2784 | | 44714 | |
| AVG NUM TRANSFERS | 1.18 | | 2.12 | | 2.54 | | 2.61 | | 2.16 | | 1.07 | | 1.28 | | 1.45 | | 2.19 | | 1.33 | | 2.11 | |

Inmate statistical profile

Sample: ACTIVE PRISONERS EXCLUDING JAIL
Active inmates 02/27/2001

Requestor: Statistics

County Of Conviction by current age & sex

| County Of Conviction | M E N | | | | | | | | W O M E N | | | | | | | | Grand | | | | | |
|----------------------|-------|-----|-------|-----|-------|-----|-------|-----|-----------|-----|-------|-----|-------|-------|-------|-------|-------|---|-------|---|------|---|
| | Age | Age | Age | Age | Men | Age | Age | Age | Age | Age | Age | Age | Age | Women | Total | Total | % | | | | | |
| | 00-21 | % | 22-39 | % | 40-54 | % | 55-99 | % | Total | % | 00-21 | % | 22-39 | % | 40-54 | % | 55-99 | % | Total | % | | |
| APPLING COUNTY | 3 | 0 | 48 | 0 | 30 | 0 | 5 | 0 | 86 | 0 | 0 | 0 | 1 | 0 | 1 | 0 | 0 | 0 | 2 | 0 | 88 | 0 |
| ATKINSON COUNTY | 2 | 0 | 30 | 0 | 12 | 0 | 3 | 0 | 47 | 0 | 0 | 0 | 3 | 0 | 1 | 0 | 0 | 0 | 4 | 0 | 51 | 0 |
| BACON COUNTY | 2 | 0 | 39 | 0 | 11 | 0 | 0 | 0 | 52 | 0 | 0 | 0 | 3 | 0 | 0 | 0 | 0 | 0 | 3 | 0 | 55 | 0 |
| BAKER COUNTY | 0 | 0 | 16 | 0 | 3 | 0 | 0 | 0 | 19 | 0 | 0 | 0 | 2 | 0 | 0 | 0 | 0 | 0 | 2 | 0 | 21 | 0 |
| BALDWIN COUNTY | 39 | 1 | 241 | 1 | 82 | 1 | 8 | 1 | 370 | 1 | 0 | 0 | 24 | 1 | 5 | 1 | 0 | 0 | 29 | 1 | 399 | 1 |
| BANKS COUNTY | 6 | 0 | 28 | 0 | 20 | 0 | 4 | 0 | 58 | 0 | 1 | 1 | 1 | 0 | 1 | 0 | 0 | 0 | 3 | 0 | 61 | 0 |
| BARROW COUNTY | 15 | 0 | 86 | 0 | 55 | 1 | 13 | 1 | 169 | 0 | 1 | 1 | 10 | 1 | 4 | 1 | 0 | 0 | 15 | 1 | 184 | 0 |
| BARTOW COUNTY | 33 | 1 | 245 | 1 | 99 | 1 | 23 | 1 | 400 | 1 | 5 | 3 | 25 | 1 | 6 | 1 | 0 | 0 | 36 | 1 | 436 | 1 |
| BEN HILL COUNTY | 23 | 1 | 117 | 0 | 49 | 0 | 10 | 1 | 199 | 0 | 1 | 1 | 14 | 1 | 2 | 0 | 0 | 0 | 17 | 1 | 216 | 0 |
| BERRIEN COUNTY | 7 | 0 | 46 | 0 | 15 | 0 | 4 | 0 | 72 | 0 | 0 | 0 | 2 | 0 | 0 | 0 | 0 | 0 | 2 | 0 | 74 | 0 |
| BIBB COUNTY | 92 | 3 | 647 | 3 | 319 | 3 | 35 | 2 | 1093 | 3 | 3 | 2 | 32 | 2 | 28 | 4 | 2 | 3 | 65 | 2 | 1158 | 3 |
| BLECKLEY COUNTY | 11 | 0 | 72 | 0 | 28 | 0 | 3 | 0 | 114 | 0 | 1 | 1 | 7 | 0 | 3 | 0 | 0 | 0 | 11 | 0 | 125 | 0 |
| BRANTLEY COUNTY | 1 | 0 | 21 | 0 | 15 | 0 | 3 | 0 | 40 | 0 | 0 | 0 | 1 | 0 | 2 | 0 | 0 | 0 | 3 | 0 | 43 | 0 |
| BROOKS COUNTY | 5 | 0 | 70 | 0 | 19 | 0 | 4 | 0 | 98 | 0 | 0 | 0 | 2 | 0 | 2 | 0 | 0 | 0 | 4 | 0 | 102 | 0 |
| BRYAN COUNTY | 7 | 0 | 51 | 0 | 27 | 0 | 3 | 0 | 88 | 0 | 0 | 0 | 2 | 0 | 0 | 0 | 1 | 1 | 3 | 0 | 91 | 0 |
| BULLOCH COUNTY | 53 | 1 | 220 | 1 | 81 | 1 | 9 | 1 | 363 | 1 | 2 | 1 | 15 | 1 | 6 | 1 | 2 | 3 | 25 | 1 | 388 | 1 |
| BURKE COUNTY | 20 | 1 | 125 | 0 | 42 | 0 | 7 | 0 | 194 | 0 | 2 | 1 | 2 | 0 | 4 | 1 | 0 | 0 | 8 | 0 | 202 | 0 |
| BUTTS COUNTY | 16 | 0 | 78 | 0 | 36 | 0 | 6 | 0 | 136 | 0 | 0 | 0 | 6 | 0 | 2 | 0 | 0 | 0 | 8 | 0 | 144 | 0 |
| CALHOUN COUNTY | 7 | 0 | 22 | 0 | 18 | 0 | 3 | 0 | 50 | 0 | 0 | 0 | 2 | 0 | 1 | 0 | 0 | 0 | 3 | 0 | 53 | 0 |
| CAMDEN COUNTY | 4 | 0 | 68 | 0 | 27 | 0 | 3 | 0 | 102 | 0 | 1 | 1 | 2 | 0 | 2 | 0 | 1 | 1 | 6 | 0 | 108 | 0 |
| CANDLER COUNTY | 5 | 0 | 76 | 0 | 16 | 0 | 0 | 0 | 97 | 0 | 0 | 0 | 3 | 0 | 1 | 0 | 0 | 0 | 4 | 0 | 101 | 0 |
| CARROLL COUNTY | 31 | 1 | 252 | 1 | 113 | 1 | 28 | 2 | 424 | 1 | 4 | 2 | 32 | 2 | 9 | 1 | 0 | 0 | 45 | 2 | 469 | 1 |
| CATOOSA COUNTY | 14 | 0 | 99 | 0 | 56 | 1 | 12 | 1 | 181 | 0 | 0 | 0 | 12 | 1 | 2 | 0 | 1 | 1 | 15 | 1 | 196 | 0 |
| CHARLTON COUNTY | 3 | 0 | 35 | 0 | 14 | 0 | 2 | 0 | 54 | 0 | 0 | 0 | 4 | 0 | 0 | 0 | 0 | 0 | 4 | 0 | 58 | 0 |
| CHATHAM COUNTY | 215 | 6 | 1411 | 5 | 483 | 4 | 56 | 4 | 2165 | 5 | 7 | 4 | 94 | 5 | 32 | 4 | 3 | 4 | 136 | 5 | 2301 | 5 |
| CHATTAHOOCHEE COUNTY | 3 | 0 | 12 | 0 | 8 | 0 | 0 | 0 | 23 | 0 | 1 | 1 | 0 | 0 | 0 | 0 | 0 | 0 | 1 | 0 | 24 | 0 |
| CHATTOOGA COUNTY | 4 | 0 | 103 | 0 | 46 | 0 | 7 | 0 | 160 | 0 | 1 | 1 | 8 | 0 | 2 | 0 | 1 | 1 | 12 | 0 | 172 | 0 |
| CHEROKEE COUNTY | 31 | 1 | 183 | 1 | 130 | 1 | 24 | 2 | 368 | 1 | 2 | 1 | 36 | 2 | 7 | 1 | 0 | 0 | 45 | 2 | 413 | 1 |
| CLARKE COUNTY | 47 | 1 | 323 | 1 | 125 | 1 | 16 | 1 | 511 | 1 | 0 | 0 | 26 | 1 | 8 | 1 | 2 | 3 | 36 | 1 | 547 | 1 |
| CLAY COUNTY | 3 | 0 | 15 | 0 | 8 | 0 | 1 | 0 | 27 | 0 | 0 | 0 | 0 | 0 | 0 | 0 | 0 | 0 | 0 | 0 | 27 | 0 |
| CLAYTON COUNTY | 181 | 5 | 988 | 4 | 346 | 3 | 50 | 3 | 1565 | 4 | 10 | 6 | 110 | 6 | 30 | 4 | 5 | 7 | 155 | 6 | 1720 | 4 |
| CLINCH COUNTY | 6 | 0 | 25 | 0 | 13 | 0 | 0 | 0 | 44 | 0 | 0 | 0 | 2 | 0 | 1 | 0 | 0 | 0 | 3 | 0 | 47 | 0 |
| COBB COUNTY | 159 | 4 | 1161 | 5 | 519 | 5 | 75 | 5 | 1914 | 5 | 8 | 5 | 98 | 5 | 47 | 6 | 4 | 6 | 157 | 6 | 2071 | 5 |
| COFFEE COUNTY | 20 | 1 | 132 | 1 | 53 | 0 | 7 | 0 | 212 | 1 | 1 | 1 | 4 | 0 | 5 | 1 | 0 | 0 | 10 | 0 | 222 | 0 |
| COLQUITT COUNTY | 29 | 1 | 186 | 1 | 89 | 1 | 18 | 1 | 322 | 1 | 0 | 0 | 8 | 0 | 2 | 0 | 1 | 1 | 11 | 0 | 333 | 1 |
| COLUMBIA COUNTY | 32 | 1 | 129 | 1 | 53 | 0 | 5 | 0 | 219 | 1 | 2 | 1 | 13 | 1 | 4 | 1 | 0 | 0 | 19 | 1 | 238 | 1 |

(continued)

Inmate statistical profile

Sample: ACTIVE PRISONERS EXCLUDING JAIL
Active inmates 02/27/2001

Requestor: Statistics

County Of Conviction by current age & sex (CONTINUED)

| County Of Conviction | M E N | | | | | | | | W O M E N | | | | | | | | Grand Total | % | | | | |
|----------------------|-----------|---|-----------|---|-----------|---|-----------|---|-----------|---|-----------|---|-----------|---|-----------|---|-------------|----|-----------|---|-------------|---|
| | Age 00-21 | % | Age 22-39 | % | Age 40-54 | % | Age 55-99 | % | Men Total | % | Age 00-21 | % | Age 22-39 | % | Age 40-54 | % | | | Age 55-99 | % | Women Total | % |
| COOK COUNTY | 10 | 0 | 87 | 0 | 43 | 0 | 2 | 0 | 142 | 0 | 0 | 0 | 8 | 0 | 5 | 1 | 0 | 0 | 13 | 0 | 155 | 0 |
| COWETA COUNTY | 49 | 1 | 302 | 1 | 97 | 1 | 11 | 1 | 459 | 1 | 2 | 1 | 23 | 1 | 5 | 1 | 0 | 0 | 30 | 1 | 489 | 1 |
| CRAWFORD COUNTY | 1 | 0 | 15 | 0 | 2 | 0 | 0 | 0 | 18 | 0 | 0 | 0 | 0 | 0 | 0 | 0 | 0 | 0 | 0 | 0 | 18 | 0 |
| CRISP COUNTY | 19 | 1 | 170 | 1 | 70 | 1 | 9 | 1 | 268 | 1 | 1 | 1 | 8 | 0 | 3 | 0 | 1 | 1 | 13 | 0 | 281 | 1 |
| DADE COUNTY | 6 | 0 | 40 | 0 | 26 | 0 | 9 | 1 | 81 | 0 | 0 | 0 | 1 | 0 | 0 | 0 | 0 | 0 | 1 | 0 | 82 | 0 |
| DAWSON COUNTY | 4 | 0 | 25 | 0 | 22 | 0 | 4 | 0 | 55 | 0 | 0 | 0 | 2 | 0 | 0 | 0 | 0 | 0 | 2 | 0 | 57 | 0 |
| DECATUR COUNTY | 24 | 1 | 190 | 1 | 70 | 1 | 9 | 1 | 293 | 1 | 2 | 1 | 15 | 1 | 5 | 1 | 0 | 0 | 22 | 1 | 315 | 1 |
| DEKALB COUNTY | 263 | 7 | 1719 | 7 | 634 | 6 | 87 | 6 | 2703 | 6 | 12 | 7 | 66 | 4 | 33 | 4 | 5 | 7 | 116 | 4 | 2819 | 6 |
| DODGE COUNTY | 18 | 0 | 126 | 0 | 58 | 1 | 4 | 0 | 206 | 0 | 0 | 0 | 14 | 1 | 4 | 1 | 0 | 0 | 18 | 1 | 224 | 1 |
| DOOLY COUNTY | 8 | 0 | 66 | 0 | 25 | 0 | 1 | 0 | 100 | 0 | 0 | 0 | 3 | 0 | 0 | 0 | 0 | 0 | 3 | 0 | 103 | 0 |
| DOUGHERTY COUNTY | 71 | 2 | 609 | 2 | 233 | 2 | 27 | 2 | 940 | 2 | 0 | 0 | 40 | 2 | 18 | 2 | 2 | 3 | 60 | 2 | 1000 | 2 |
| DOUGLAS COUNTY | 70 | 2 | 373 | 1 | 160 | 1 | 26 | 2 | 629 | 2 | 2 | 1 | 33 | 2 | 16 | 2 | 0 | 0 | 51 | 2 | 680 | 2 |
| EARLY COUNTY | 6 | 0 | 61 | 0 | 19 | 0 | 5 | 0 | 91 | 0 | 0 | 0 | 3 | 0 | 0 | 0 | 0 | 0 | 3 | 0 | 94 | 0 |
| ECHOLS COUNTY | 1 | 0 | 6 | 0 | 2 | 0 | 1 | 0 | 10 | 0 | 0 | 0 | 0 | 0 | 0 | 0 | 0 | 0 | 0 | 0 | 10 | 0 |
| EFFINGHAM COUNTY | 24 | 1 | 80 | 0 | 34 | 0 | 3 | 0 | 141 | 0 | 1 | 1 | 7 | 0 | 5 | 1 | 1 | 1 | 14 | 1 | 155 | 0 |
| ELBERT COUNTY | 13 | 0 | 96 | 0 | 46 | 0 | 6 | 0 | 161 | 0 | 1 | 1 | 7 | 0 | 5 | 1 | 0 | 0 | 13 | 0 | 174 | 0 |
| EMANUEL COUNTY | 17 | 0 | 112 | 0 | 40 | 0 | 7 | 0 | 176 | 0 | 0 | 0 | 3 | 0 | 1 | 0 | 0 | 0 | 4 | 0 | 180 | 0 |
| EVANS COUNTY | 7 | 0 | 46 | 0 | 16 | 0 | 4 | 0 | 73 | 0 | 0 | 0 | 0 | 0 | 1 | 0 | 0 | 0 | 1 | 0 | 74 | 0 |
| FANNIN COUNTY | 3 | 0 | 58 | 0 | 38 | 0 | 7 | 0 | 106 | 0 | 0 | 0 | 4 | 0 | 3 | 0 | 1 | 1 | 8 | 0 | 114 | 0 |
| FAYETTE COUNTY | 18 | 0 | 122 | 0 | 49 | 0 | 8 | 1 | 197 | 0 | 1 | 1 | 11 | 1 | 2 | 0 | 0 | 0 | 14 | 1 | 211 | 0 |
| FLOYD COUNTY | 44 | 1 | 442 | 2 | 196 | 2 | 26 | 2 | 708 | 2 | 3 | 2 | 61 | 3 | 24 | 3 | 1 | 1 | 89 | 3 | 797 | 2 |
| FORSYTH COUNTY | 4 | 0 | 97 | 0 | 55 | 1 | 11 | 1 | 167 | 0 | 0 | 0 | 11 | 1 | 4 | 1 | 0 | 0 | 15 | 1 | 182 | 0 |
| FRANKLIN COUNTY | 18 | 0 | 65 | 0 | 29 | 0 | 6 | 0 | 118 | 0 | 0 | 0 | 4 | 0 | 3 | 0 | 1 | 1 | 8 | 0 | 126 | 0 |
| FULTON COUNTY | 238 | 7 | 2139 | 8 | 1001 | 9 | 148 | 9 | 3526 | 8 | 9 | 5 | 62 | 3 | 37 | 5 | 9 | 13 | 117 | 4 | 3643 | 8 |
| GILMER COUNTY | 10 | 0 | 67 | 0 | 34 | 0 | 14 | 1 | 125 | 0 | 0 | 0 | 2 | 0 | 2 | 0 | 1 | 1 | 5 | 0 | 130 | 0 |
| GLASCOCK COUNTY | 1 | 0 | 1 | 0 | 2 | 0 | 0 | 0 | 4 | 0 | 0 | 0 | 0 | 0 | 0 | 0 | 0 | 0 | 0 | 0 | 4 | 0 |
| GLYNN COUNTY | 43 | 1 | 303 | 1 | 130 | 1 | 21 | 1 | 497 | 1 | 2 | 1 | 19 | 1 | 7 | 1 | 1 | 1 | 29 | 1 | 526 | 1 |
| GORDON COUNTY | 18 | 0 | 153 | 1 | 73 | 1 | 14 | 1 | 258 | 1 | 3 | 2 | 15 | 1 | 7 | 1 | 0 | 0 | 25 | 1 | 283 | 1 |
| GRADY COUNTY | 42 | 1 | 141 | 1 | 55 | 1 | 9 | 1 | 247 | 1 | 2 | 1 | 21 | 1 | 4 | 1 | 0 | 0 | 27 | 1 | 274 | 1 |
| GREENE COUNTY | 16 | 0 | 48 | 0 | 16 | 0 | 2 | 0 | 82 | 0 | 0 | 0 | 2 | 0 | 1 | 0 | 0 | 0 | 3 | 0 | 85 | 0 |
| GWINNETT COUNTY | 95 | 3 | 661 | 3 | 300 | 3 | 45 | 3 | 1101 | 3 | 5 | 3 | 63 | 3 | 31 | 4 | 2 | 3 | 101 | 4 | 1202 | 3 |
| HABERSHAM COUNTY | 7 | 0 | 52 | 0 | 21 | 0 | 1 | 0 | 81 | 0 | 2 | 1 | 4 | 0 | 0 | 0 | 0 | 0 | 6 | 0 | 87 | 0 |
| HALL COUNTY | 39 | 1 | 321 | 1 | 201 | 2 | 33 | 2 | 594 | 1 | 2 | 1 | 31 | 2 | 10 | 1 | 1 | 1 | 44 | 2 | 638 | 1 |
| HANCOCK COUNTY | 3 | 0 | 24 | 0 | 6 | 0 | 1 | 0 | 34 | 0 | 0 | 0 | 0 | 0 | 1 | 0 | 0 | 0 | 1 | 0 | 35 | 0 |
| HARALSON COUNTY | 10 | 0 | 64 | 0 | 32 | 0 | 6 | 0 | 112 | 0 | 0 | 0 | 5 | 0 | 1 | 0 | 0 | 0 | 6 | 0 | 118 | 0 |

(continued)

Inmate statistical profile

Sample: ACTIVE PRISONERS EXCLUDING JAIL
Active inmates 02/27/2001

Requestor: Statistics

County Of Conviction by current age & sex (CONTINUED)

| County Of Conviction | M E N | | | | | | | | W O M E N | | | | | | | | Grand Total | % | | | | |
|----------------------|-----------|---|-----------|---|-----------|---|-----------|---|-----------|---|-----------|---|-----------|---|-----------|---|-------------|---|-----------|---|-------------|---|
| | Age 00-21 | % | Age 22-39 | % | Age 40-54 | % | Age 55-99 | % | Men Total | % | Age 00-21 | % | Age 22-39 | % | Age 40-54 | % | | | Age 55-99 | % | Women Total | % |
| HARRIS COUNTY | 10 | 0 | 62 | 0 | 29 | 0 | 2 | 0 | 103 | 0 | 1 | 1 | 3 | 0 | 0 | 0 | 0 | 0 | 4 | 0 | 107 | 0 |
| HART COUNTY | 7 | 0 | 71 | 0 | 14 | 0 | 2 | 0 | 94 | 0 | 0 | 0 | 4 | 0 | 4 | 1 | 0 | 0 | 8 | 0 | 102 | 0 |
| HEARD COUNTY | 3 | 0 | 30 | 0 | 13 | 0 | 13 | 1 | 59 | 0 | 1 | 1 | 1 | 0 | 1 | 0 | 0 | 0 | 3 | 0 | 62 | 0 |
| HENRY COUNTY | 23 | 1 | 169 | 1 | 75 | 1 | 12 | 1 | 279 | 1 | 1 | 1 | 10 | 1 | 6 | 1 | 1 | 1 | 18 | 1 | 297 | 1 |
| HOUSTON COUNTY | 44 | 1 | 281 | 1 | 105 | 1 | 13 | 1 | 443 | 1 | 1 | 1 | 22 | 1 | 10 | 1 | 1 | 1 | 34 | 1 | 477 | 1 |
| IRWIN COUNTY | 4 | 0 | 48 | 0 | 20 | 0 | 5 | 0 | 77 | 0 | 1 | 1 | 1 | 0 | 0 | 0 | 0 | 0 | 2 | 0 | 79 | 0 |
| JACKSON COUNTY | 20 | 1 | 105 | 0 | 65 | 1 | 9 | 1 | 199 | 0 | 0 | 0 | 11 | 1 | 5 | 1 | 0 | 0 | 16 | 1 | 215 | 0 |
| JASPER COUNTY | 5 | 0 | 40 | 0 | 13 | 0 | 1 | 0 | 59 | 0 | 0 | 0 | 1 | 0 | 1 | 0 | 0 | 0 | 2 | 0 | 61 | 0 |
| JEFF DAVIS COUNTY | 7 | 0 | 33 | 0 | 25 | 0 | 3 | 0 | 68 | 0 | 0 | 0 | 3 | 0 | 1 | 0 | 0 | 0 | 4 | 0 | 72 | 0 |
| JEFFERSON COUNTY | 14 | 0 | 89 | 0 | 29 | 0 | 6 | 0 | 138 | 0 | 0 | 0 | 7 | 0 | 3 | 0 | 0 | 0 | 10 | 0 | 148 | 0 |
| JENKINS COUNTY | 12 | 0 | 55 | 0 | 15 | 0 | 1 | 0 | 83 | 0 | 0 | 0 | 5 | 0 | 0 | 0 | 0 | 0 | 5 | 0 | 88 | 0 |
| JOHNSON COUNTY | 5 | 0 | 39 | 0 | 11 | 0 | 1 | 0 | 56 | 0 | 0 | 0 | 3 | 0 | 0 | 0 | 0 | 0 | 3 | 0 | 59 | 0 |
| JONES COUNTY | 7 | 0 | 42 | 0 | 22 | 0 | 3 | 0 | 74 | 0 | 1 | 1 | 2 | 0 | 1 | 0 | 0 | 0 | 4 | 0 | 78 | 0 |
| LAMAR COUNTY | 6 | 0 | 69 | 0 | 33 | 0 | 6 | 0 | 114 | 0 | 0 | 0 | 0 | 0 | 3 | 0 | 0 | 0 | 3 | 0 | 117 | 0 |
| LANIER COUNTY | 2 | 0 | 31 | 0 | 7 | 0 | 6 | 0 | 46 | 0 | 0 | 0 | 4 | 0 | 2 | 0 | 0 | 0 | 6 | 0 | 52 | 0 |
| LAURENS COUNTY | 24 | 1 | 169 | 1 | 59 | 1 | 4 | 0 | 256 | 1 | 1 | 1 | 4 | 0 | 6 | 1 | 1 | 1 | 12 | 0 | 268 | 1 |
| LEE COUNTY | 4 | 0 | 38 | 0 | 11 | 0 | 2 | 0 | 55 | 0 | 1 | 1 | 1 | 0 | 1 | 0 | 0 | 0 | 3 | 0 | 58 | 0 |
| LIBERTY COUNTY | 29 | 1 | 146 | 1 | 43 | 0 | 7 | 0 | 225 | 1 | 1 | 1 | 7 | 0 | 3 | 0 | 0 | 0 | 11 | 0 | 236 | 1 |
| LINCOLN COUNTY | 1 | 0 | 22 | 0 | 14 | 0 | 1 | 0 | 38 | 0 | 0 | 0 | 0 | 0 | 0 | 0 | 0 | 0 | 0 | 0 | 38 | 0 |
| LONG COUNTY | 5 | 0 | 38 | 0 | 17 | 0 | 4 | 0 | 64 | 0 | 0 | 0 | 3 | 0 | 1 | 0 | 0 | 0 | 4 | 0 | 68 | 0 |
| LOWNDES COUNTY | 42 | 1 | 363 | 1 | 134 | 1 | 14 | 1 | 553 | 1 | 1 | 1 | 21 | 1 | 13 | 2 | 2 | 3 | 37 | 1 | 590 | 1 |
| LUMPKIN COUNTY | 6 | 0 | 44 | 0 | 20 | 0 | 9 | 1 | 79 | 0 | 0 | 0 | 4 | 0 | 2 | 0 | 0 | 0 | 6 | 0 | 85 | 0 |
| MACON COUNTY | 11 | 0 | 48 | 0 | 18 | 0 | 2 | 0 | 79 | 0 | 0 | 0 | 0 | 0 | 1 | 0 | 0 | 0 | 1 | 0 | 80 | 0 |
| MADISON COUNTY | 8 | 0 | 62 | 0 | 33 | 0 | 8 | 1 | 111 | 0 | 0 | 0 | 7 | 0 | 2 | 0 | 0 | 0 | 9 | 0 | 120 | 0 |
| MARION COUNTY | 2 | 0 | 26 | 0 | 17 | 0 | 2 | 0 | 47 | 0 | 0 | 0 | 0 | 0 | 2 | 0 | 0 | 0 | 2 | 0 | 49 | 0 |
| MCDUFFIE COUNTY | 6 | 0 | 136 | 1 | 40 | 0 | 12 | 1 | 194 | 0 | 2 | 1 | 5 | 0 | 2 | 0 | 0 | 0 | 9 | 0 | 203 | 0 |
| MCINTOSH COUNTY | 6 | 0 | 51 | 0 | 21 | 0 | 2 | 0 | 80 | 0 | 0 | 0 | 2 | 0 | 0 | 0 | 0 | 0 | 2 | 0 | 82 | 0 |
| MERIWETHER COUNTY | 18 | 0 | 110 | 0 | 49 | 0 | 7 | 0 | 184 | 0 | 1 | 1 | 8 | 0 | 3 | 0 | 2 | 3 | 14 | 1 | 198 | 0 |
| MILLER COUNTY | 3 | 0 | 21 | 0 | 7 | 0 | 1 | 0 | 32 | 0 | 1 | 1 | 2 | 0 | 0 | 0 | 0 | 0 | 3 | 0 | 35 | 0 |
| MITCHELL COUNTY | 16 | 0 | 141 | 1 | 66 | 1 | 3 | 0 | 226 | 1 | 3 | 2 | 15 | 1 | 1 | 0 | 0 | 0 | 19 | 1 | 245 | 1 |
| MONROE COUNTY | 19 | 1 | 68 | 0 | 45 | 0 | 4 | 0 | 136 | 0 | 0 | 0 | 2 | 0 | 1 | 0 | 0 | 0 | 3 | 0 | 139 | 0 |
| MONTGOMERY COUNTY | 1 | 0 | 20 | 0 | 10 | 0 | 0 | 0 | 31 | 0 | 0 | 0 | 0 | 0 | 2 | 0 | 0 | 0 | 2 | 0 | 33 | 0 |
| MORGAN COUNTY | 11 | 0 | 69 | 0 | 20 | 0 | 5 | 0 | 105 | 0 | 0 | 0 | 7 | 0 | 0 | 0 | 0 | 0 | 7 | 0 | 112 | 0 |
| MURRAY COUNTY | 11 | 0 | 85 | 0 | 38 | 0 | 9 | 1 | 143 | 0 | 0 | 0 | 3 | 0 | 2 | 0 | 0 | 0 | 5 | 0 | 148 | 0 |
| MUSCOGEE COUNTY | 157 | 4 | 863 | 3 | 388 | 4 | 42 | 3 | 1450 | 3 | 7 | 4 | 72 | 4 | 31 | 4 | 2 | 3 | 112 | 4 | 1562 | 4 |

(continued)

Inmate statistical profile

Sample: ACTIVE PRISONERS EXCLUDING JAIL
Active inmates 02/27/2001

Requestor: Statistics

County Of Conviction by current age & sex (CONTINUED)

| County Of Conviction | M E N | | | | | | | | W O M E N | | | | | | | | Grand Total | % | | | | |
|----------------------|-----------|-------|-----------|-------|-----------|-------|-----------|-------|-----------|-------|-----------|-------|-----------|-------|-----------|---------|-------------|---|-----|---|------|---|
| | Age 00-21 | Age % | Age 22-39 | Age % | Age 40-54 | Age % | Age 55-99 | Men % | Age 00-21 | Age % | Age 22-39 | Age % | Age 40-54 | Age % | Age 55-99 | Women % | | | | | | |
| NEWTON COUNTY | 28 | 1 | 231 | 1 | 88 | 1 | 14 | 1 | 361 | 1 | 4 | 2 | 15 | 1 | 7 | 1 | 2 | 3 | 28 | 1 | 389 | 1 |
| OCONEE COUNTY | 4 | 0 | 30 | 0 | 15 | 0 | 1 | 0 | 50 | 0 | 1 | 1 | 2 | 0 | 0 | 0 | 0 | 0 | 3 | 0 | 53 | 0 |
| OGLETHORPE COUNTY | 4 | 0 | 28 | 0 | 13 | 0 | 1 | 0 | 46 | 0 | 0 | 0 | 0 | 0 | 0 | 0 | 0 | 0 | 0 | 0 | 46 | 0 |
| PAULDING COUNTY | 12 | 0 | 67 | 0 | 58 | 1 | 7 | 0 | 144 | 0 | 0 | 0 | 9 | 0 | 1 | 0 | 0 | 0 | 10 | 0 | 154 | 0 |
| PEACH COUNTY | 4 | 0 | 50 | 0 | 33 | 0 | 0 | 0 | 87 | 0 | 0 | 0 | 1 | 0 | 2 | 0 | 0 | 0 | 3 | 0 | 90 | 0 |
| PICKENS COUNTY | 3 | 0 | 43 | 0 | 28 | 0 | 8 | 1 | 82 | 0 | 0 | 0 | 4 | 0 | 3 | 0 | 0 | 0 | 7 | 0 | 89 | 0 |
| PIERCE COUNTY | 7 | 0 | 28 | 0 | 23 | 0 | 1 | 0 | 59 | 0 | 1 | 1 | 0 | 0 | 0 | 0 | 0 | 0 | 1 | 0 | 60 | 0 |
| PIKE COUNTY | 2 | 0 | 14 | 0 | 11 | 0 | 3 | 0 | 30 | 0 | 0 | 0 | 0 | 0 | 1 | 0 | 0 | 0 | 1 | 0 | 31 | 0 |
| POLK COUNTY | 8 | 0 | 117 | 0 | 40 | 0 | 6 | 0 | 171 | 0 | 0 | 0 | 8 | 0 | 1 | 0 | 0 | 0 | 9 | 0 | 180 | 0 |
| PULASKI COUNTY | 12 | 0 | 59 | 0 | 25 | 0 | 4 | 0 | 100 | 0 | 1 | 1 | 9 | 0 | 1 | 0 | 0 | 0 | 11 | 0 | 111 | 0 |
| PUTNAM COUNTY | 13 | 0 | 84 | 0 | 48 | 0 | 6 | 0 | 151 | 0 | 0 | 0 | 3 | 0 | 2 | 0 | 1 | 1 | 6 | 0 | 157 | 0 |
| QUITMAN COUNTY | 2 | 0 | 12 | 0 | 0 | 0 | 0 | 0 | 14 | 0 | 0 | 0 | 0 | 0 | 0 | 0 | 1 | 1 | 1 | 0 | 15 | 0 |
| RABUN COUNTY | 4 | 0 | 26 | 0 | 14 | 0 | 3 | 0 | 47 | 0 | 0 | 0 | 1 | 0 | 2 | 0 | 0 | 0 | 3 | 0 | 50 | 0 |
| RANDOLPH COUNTY | 7 | 0 | 59 | 0 | 16 | 0 | 3 | 0 | 85 | 0 | 0 | 0 | 1 | 0 | 2 | 0 | 0 | 0 | 3 | 0 | 88 | 0 |
| RICHMOND COUNTY | 141 | 4 | 1079 | 4 | 432 | 4 | 49 | 3 | 1701 | 4 | 2 | 1 | 92 | 5 | 43 | 6 | 1 | 1 | 138 | 5 | 1839 | 4 |
| ROCKDALE COUNTY | 24 | 1 | 156 | 1 | 88 | 1 | 15 | 1 | 283 | 1 | 1 | 1 | 10 | 1 | 8 | 1 | 0 | 0 | 19 | 1 | 302 | 1 |
| SCHLEY COUNTY | 2 | 0 | 17 | 0 | 5 | 0 | 0 | 0 | 24 | 0 | 0 | 0 | 0 | 0 | 0 | 0 | 0 | 0 | 0 | 0 | 24 | 0 |
| SCREVEN COUNTY | 11 | 0 | 73 | 0 | 30 | 0 | 4 | 0 | 118 | 0 | 3 | 2 | 6 | 0 | 0 | 0 | 0 | 0 | 9 | 0 | 127 | 0 |
| SEMINOLE COUNTY | 7 | 0 | 56 | 0 | 23 | 0 | 3 | 0 | 89 | 0 | 0 | 0 | 4 | 0 | 2 | 0 | 0 | 0 | 6 | 0 | 95 | 0 |
| SPALDING COUNTY | 50 | 1 | 360 | 1 | 141 | 1 | 21 | 1 | 572 | 1 | 5 | 3 | 23 | 1 | 14 | 2 | 1 | 1 | 43 | 2 | 615 | 1 |
| STEPHENS COUNTY | 7 | 0 | 71 | 0 | 31 | 0 | 5 | 0 | 114 | 0 | 0 | 0 | 4 | 0 | 2 | 0 | 0 | 0 | 6 | 0 | 120 | 0 |
| STEWART COUNTY | 5 | 0 | 18 | 0 | 4 | 0 | 1 | 0 | 28 | 0 | 0 | 0 | 0 | 0 | 2 | 0 | 0 | 0 | 2 | 0 | 30 | 0 |
| SUMTER COUNTY | 18 | 0 | 131 | 1 | 59 | 1 | 4 | 0 | 212 | 1 | 0 | 0 | 11 | 1 | 3 | 0 | 0 | 0 | 14 | 1 | 226 | 1 |
| TALBOT COUNTY | 8 | 0 | 23 | 0 | 6 | 0 | 0 | 0 | 37 | 0 | 0 | 0 | 1 | 0 | 1 | 0 | 0 | 0 | 2 | 0 | 39 | 0 |
| TALIAFERRO COUNTY | 1 | 0 | 4 | 0 | 5 | 0 | 0 | 0 | 10 | 0 | 0 | 0 | 0 | 0 | 1 | 0 | 0 | 0 | 1 | 0 | 11 | 0 |
| TATNALL COUNTY | 11 | 0 | 86 | 0 | 33 | 0 | 7 | 0 | 137 | 0 | 0 | 0 | 3 | 0 | 4 | 1 | 0 | 0 | 7 | 0 | 144 | 0 |
| TAYLOR COUNTY | 12 | 0 | 40 | 0 | 17 | 0 | 2 | 0 | 71 | 0 | 1 | 1 | 2 | 0 | 0 | 0 | 0 | 0 | 3 | 0 | 74 | 0 |
| TELFAIR COUNTY | 6 | 0 | 88 | 0 | 38 | 0 | 2 | 0 | 134 | 0 | 2 | 1 | 7 | 0 | 4 | 1 | 0 | 0 | 13 | 0 | 147 | 0 |
| TERRELL COUNTY | 6 | 0 | 56 | 0 | 18 | 0 | 3 | 0 | 83 | 0 | 0 | 0 | 2 | 0 | 0 | 0 | 0 | 0 | 2 | 0 | 85 | 0 |
| THOMAS COUNTY | 28 | 1 | 195 | 1 | 72 | 1 | 12 | 1 | 307 | 1 | 1 | 1 | 13 | 1 | 5 | 1 | 0 | 0 | 19 | 1 | 326 | 1 |
| TIFT COUNTY | 26 | 1 | 189 | 1 | 87 | 1 | 12 | 1 | 314 | 1 | 1 | 1 | 11 | 1 | 5 | 1 | 1 | 1 | 18 | 1 | 332 | 1 |
| TOOMBS COUNTY | 35 | 1 | 173 | 1 | 65 | 1 | 8 | 1 | 281 | 1 | 4 | 2 | 17 | 1 | 1 | 0 | 0 | 0 | 22 | 1 | 303 | 1 |
| TOWNS COUNTY | 3 | 0 | 18 | 0 | 8 | 0 | 1 | 0 | 30 | 0 | 1 | 1 | 0 | 0 | 0 | 0 | 0 | 0 | 1 | 0 | 31 | 0 |
| TREUTLEN COUNTY | 2 | 0 | 27 | 0 | 15 | 0 | 1 | 0 | 45 | 0 | 0 | 0 | 2 | 0 | 1 | 0 | 0 | 0 | 3 | 0 | 48 | 0 |
| TROUP COUNTY | 62 | 2 | 451 | 2 | 148 | 1 | 22 | 1 | 683 | 2 | 6 | 4 | 30 | 2 | 9 | 1 | 0 | 0 | 45 | 2 | 728 | 2 |

(continued)

Inmate statistical profile

Sample: ACTIVE PRISONERS EXCLUDING JAIL
Active inmates 02/27/2001

Requestor: Statistics

County Of Conviction by current age & sex (CONTINUED)

| County Of Conviction | M E N | | | | | | | | W O M E N | | | | | | | | Grand Total | % | | | | |
|----------------------|-----------|------|-----------|------|-----------|------|-----------|------|-----------|------|-----------|-------|-----------|------|-----------|------|-------------|-------|-----------|------|-------------|------|
| | Age 00-21 | % | Age 22-39 | % | Age 40-54 | % | Age 55-99 | % | Men Total | % | Age 00-21 | % | Age 22-39 | % | Age 40-54 | % | | | Age 55-99 | % | Women Total | % |
| TURNER COUNTY | 3 | 0 | 51 | 0 | 23 | 0 | 4 | 0 | 81 | 0 | 0 | 0 | 2 | 0 | 0 | 0 | 0 | 0 | 2 | 0 | 83 | 0 |
| TWIGGS COUNTY | 3 | 0 | 20 | 0 | 12 | 0 | 2 | 0 | 37 | 0 | 0 | 0 | 0 | 0 | 0 | 0 | 0 | 0 | 0 | 0 | 37 | 0 |
| UNION COUNTY | 2 | 0 | 26 | 0 | 9 | 0 | 3 | 0 | 40 | 0 | 0 | 0 | 0 | 0 | 0 | 0 | 0 | 0 | 0 | 0 | 40 | 0 |
| UPSON COUNTY | 21 | 1 | 113 | 0 | 44 | 0 | 11 | 1 | 189 | 0 | 0 | 0 | 6 | 0 | 2 | 0 | 0 | 0 | 8 | 0 | 197 | 0 |
| WALKER COUNTY | 21 | 1 | 181 | 1 | 74 | 1 | 13 | 1 | 289 | 1 | 0 | 0 | 9 | 0 | 8 | 1 | 0 | 0 | 17 | 1 | 306 | 1 |
| WALTON COUNTY | 19 | 1 | 199 | 1 | 73 | 1 | 12 | 1 | 303 | 1 | 0 | 0 | 12 | 1 | 2 | 0 | 0 | 0 | 14 | 1 | 317 | 1 |
| WARE COUNTY | 34 | 1 | 265 | 1 | 108 | 1 | 15 | 1 | 422 | 1 | 1 | 1 | 21 | 1 | 8 | 1 | 0 | 0 | 30 | 1 | 452 | 1 |
| WARREN COUNTY | 2 | 0 | 28 | 0 | 16 | 0 | 2 | 0 | 48 | 0 | 0 | 0 | 0 | 0 | 1 | 0 | 0 | 0 | 1 | 0 | 49 | 0 |
| WASHINGTON COUNTY | 12 | 0 | 81 | 0 | 27 | 0 | 3 | 0 | 123 | 0 | 1 | 1 | 6 | 0 | 3 | 0 | 0 | 0 | 10 | 0 | 133 | 0 |
| WAYNE COUNTY | 7 | 0 | 78 | 0 | 22 | 0 | 3 | 0 | 110 | 0 | 0 | 0 | 3 | 0 | 2 | 0 | 1 | 1 | 6 | 0 | 116 | 0 |
| WEBSTER COUNTY | 1 | 0 | 8 | 0 | 2 | 0 | 0 | 0 | 11 | 0 | 0 | 0 | 0 | 0 | 0 | 0 | 0 | 0 | 0 | 0 | 11 | 0 |
| WHEELER COUNTY | 2 | 0 | 26 | 0 | 13 | 0 | 3 | 0 | 44 | 0 | 0 | 0 | 0 | 0 | 0 | 0 | 1 | 1 | 1 | 0 | 45 | 0 |
| WHITE COUNTY | 6 | 0 | 41 | 0 | 14 | 0 | 2 | 0 | 63 | 0 | 0 | 0 | 4 | 0 | 2 | 0 | 0 | 0 | 6 | 0 | 69 | 0 |
| WHITFIELD COUNTY | 34 | 1 | 326 | 1 | 164 | 2 | 27 | 2 | 551 | 1 | 2 | 1 | 43 | 2 | 12 | 2 | 0 | 0 | 57 | 2 | 608 | 1 |
| WILCOX COUNTY | 1 | 0 | 30 | 0 | 17 | 0 | 4 | 0 | 52 | 0 | 0 | 0 | 5 | 0 | 0 | 0 | 0 | 0 | 5 | 0 | 57 | 0 |
| WILKES COUNTY | 10 | 0 | 45 | 0 | 21 | 0 | 2 | 0 | 78 | 0 | 0 | 0 | 4 | 0 | 0 | 0 | 0 | 0 | 4 | 0 | 82 | 0 |
| WILKINSON COUNTY | 1 | 0 | 32 | 0 | 11 | 0 | 1 | 0 | 45 | 0 | 0 | 0 | 2 | 0 | 0 | 0 | 0 | 0 | 2 | 0 | 47 | 0 |
| WORTH COUNTY | 8 | 0 | 88 | 0 | 36 | 0 | 6 | 0 | 138 | 0 | 0 | 0 | 4 | 0 | 0 | 0 | 0 | 0 | 4 | 0 | 142 | 0 |
| CONVERSION | 0 | 0 | 0 | 0 | 0 | 0 | 0 | 0 | 0 | 0 | 0 | 0 | 0 | 0 | 0 | 0 | 0 | 0 | 0 | 0 | 0 | 0 |
| Total reported | 3660 | 100 | 25762 | 100 | 10844 | 100 | 1577 | 100 | 41843 | 100 | 165 | 100 | 1806 | 100 | 735 | 100 | 67 | 100 | 2773 | 100 | 44616 | 100 |
| Percent reported | | 99.6 | | 99.8 | | 99.8 | | 99.9 | | 99.8 | | 100.0 | | 99.4 | | 99.9 | | 100.0 | | 99.6 | | 99.8 |
| UNKNOWN | 16 | | 46 | | 23 | | 2 | | 87 | | 0 | | 10 | | 1 | | 0 | | 11 | | 98 | |
| Total | 3676 | | 25808 | | 10867 | | 1579 | | 41930 | | 165 | | 1816 | | 736 | | 67 | | 2784 | | 44714 | |

Inmate statistical profile

Sample: ACTIVE PRISONERS EXCLUDING JAIL
Active inmates 02/27/2001

Requestor: Statistics

Circuit Of Conviction by current age & sex

| Circ Of Conviction | M E N | | | | | | | | W O M E N | | | | | | | | Grand Total | % | | | | |
|-----------------------|-----------|-------|-----------|-------|-----------|-------|-----------|-------|-----------|-------|-----------|-------|-----------|-------|-----------|---------|-------------|----|-----|---|------|---|
| | Age 00-21 | Age % | Age 22-39 | Age % | Age 40-54 | Age % | Age 55-99 | Men % | Age 00-21 | Age % | Age 22-39 | Age % | Age 40-54 | Age % | Age 55-99 | Women % | | | | | | |
| ALAPAHA CIRCUIT | 27 | 1 | 219 | 1 | 90 | 1 | 15 | 1 | 351 | 1 | 0 | 0 | 19 | 1 | 9 | 1 | 0 | 0 | 28 | 1 | 379 | 1 |
| ALCOVY CIRCUIT | 47 | 1 | 430 | 2 | 161 | 1 | 26 | 2 | 664 | 2 | 4 | 2 | 27 | 1 | 9 | 1 | 2 | 3 | 42 | 2 | 706 | 2 |
| ATLANTA CIRCUIT | 238 | 7 | 2139 | 8 | 1001 | 9 | 148 | 9 | 3526 | 8 | 9 | 5 | 62 | 3 | 37 | 5 | 9 | 14 | 117 | 4 | 3643 | 8 |
| ATLANTIC CIRCUIT | 65 | 2 | 418 | 2 | 157 | 1 | 27 | 2 | 667 | 2 | 1 | 1 | 17 | 1 | 9 | 1 | 1 | 2 | 28 | 1 | 695 | 2 |
| AUGUSTA CIRCUIT | 193 | 5 | 1333 | 5 | 527 | 5 | 61 | 4 | 2114 | 5 | 6 | 4 | 107 | 6 | 51 | 7 | 1 | 2 | 165 | 6 | 2279 | 5 |
| BLUE RIDGE CIRCUIT | 32 | 1 | 201 | 1 | 150 | 1 | 32 | 2 | 415 | 1 | 2 | 1 | 39 | 2 | 10 | 1 | 0 | 0 | 51 | 2 | 466 | 1 |
| BRUNSWICK CIRCUIT | 64 | 2 | 530 | 2 | 234 | 2 | 35 | 2 | 863 | 2 | 3 | 2 | 28 | 2 | 13 | 2 | 3 | 5 | 47 | 2 | 910 | 2 |
| CHATTAHOOCHEE CIRCUIT | 192 | 5 | 1026 | 4 | 465 | 4 | 48 | 3 | 1731 | 4 | 10 | 6 | 78 | 4 | 34 | 5 | 2 | 3 | 124 | 4 | 1855 | 4 |
| CHEROKEE CIRCUIT | 51 | 1 | 398 | 2 | 172 | 2 | 37 | 2 | 658 | 2 | 8 | 5 | 40 | 2 | 13 | 2 | 0 | 0 | 61 | 2 | 719 | 2 |
| CLAYTON CIRCUIT | 181 | 5 | 988 | 4 | 346 | 3 | 50 | 3 | 1565 | 4 | 10 | 6 | 110 | 6 | 30 | 4 | 5 | 8 | 155 | 6 | 1720 | 4 |
| COBB CIRCUIT | 159 | 4 | 1161 | 5 | 519 | 5 | 75 | 5 | 1914 | 5 | 8 | 5 | 98 | 5 | 47 | 6 | 4 | 6 | 157 | 6 | 2071 | 5 |
| CONASAUGA CIRCUIT | 45 | 1 | 411 | 2 | 202 | 2 | 36 | 2 | 694 | 2 | 2 | 1 | 46 | 3 | 14 | 2 | 0 | 0 | 62 | 2 | 756 | 2 |
| CORDELE CIRCUIT | 51 | 1 | 383 | 1 | 161 | 1 | 24 | 2 | 619 | 1 | 2 | 1 | 30 | 2 | 5 | 1 | 1 | 2 | 38 | 1 | 657 | 1 |
| COWETA CIRCUIT | 163 | 5 | 1145 | 4 | 420 | 4 | 81 | 5 | 1809 | 4 | 14 | 8 | 94 | 5 | 27 | 4 | 2 | 3 | 137 | 5 | 1946 | 4 |
| DOUGHERTY CIRCUIT | 71 | 2 | 609 | 2 | 233 | 2 | 27 | 2 | 940 | 2 | 0 | 0 | 40 | 2 | 18 | 2 | 2 | 3 | 60 | 2 | 1000 | 2 |
| DUBLIN CIRCUIT | 34 | 1 | 255 | 1 | 97 | 1 | 8 | 1 | 394 | 1 | 1 | 1 | 9 | 0 | 7 | 1 | 1 | 2 | 18 | 1 | 412 | 1 |
| EASTERN CIRCUIT | 215 | 6 | 1411 | 6 | 483 | 4 | 56 | 4 | 2165 | 5 | 7 | 4 | 94 | 5 | 32 | 4 | 3 | 5 | 136 | 5 | 2301 | 5 |
| FLINT CIRCUIT | 25 | 1 | 254 | 1 | 123 | 1 | 23 | 1 | 425 | 1 | 1 | 1 | 13 | 1 | 6 | 1 | 0 | 0 | 20 | 1 | 445 | 1 |
| GRIFFIN CIRCUIT | 91 | 3 | 609 | 2 | 245 | 2 | 43 | 3 | 988 | 2 | 6 | 4 | 40 | 2 | 19 | 3 | 1 | 2 | 66 | 2 | 1054 | 2 |
| GWINNETT CIRCUIT | 95 | 3 | 661 | 3 | 300 | 3 | 45 | 3 | 1101 | 3 | 5 | 3 | 63 | 3 | 31 | 4 | 2 | 3 | 101 | 4 | 1202 | 3 |
| HOUSTON CIRCUIT | 44 | 1 | 281 | 1 | 105 | 1 | 13 | 1 | 443 | 1 | 1 | 1 | 22 | 1 | 10 | 1 | 1 | 2 | 34 | 1 | 477 | 1 |
| LOOKOUT MOUNTAIN CIR | 45 | 1 | 423 | 2 | 202 | 2 | 41 | 3 | 711 | 2 | 1 | 1 | 30 | 2 | 12 | 2 | 2 | 3 | 45 | 2 | 756 | 2 |
| MACON CIRCUIT | 97 | 3 | 712 | 3 | 354 | 3 | 35 | 2 | 1198 | 3 | 3 | 2 | 33 | 2 | 30 | 4 | 2 | 3 | 68 | 2 | 1266 | 3 |
| MIDDLE CIRCUIT | 83 | 2 | 531 | 2 | 177 | 2 | 24 | 2 | 815 | 2 | 5 | 3 | 36 | 2 | 9 | 1 | 0 | 0 | 50 | 2 | 865 | 2 |
| MOUNTAIN CIRCUIT | 18 | 0 | 149 | 1 | 66 | 1 | 9 | 1 | 242 | 1 | 2 | 1 | 9 | 0 | 4 | 1 | 0 | 0 | 15 | 1 | 257 | 1 |
| NORTHEASTERN CIRCUIT | 43 | 1 | 346 | 1 | 223 | 2 | 37 | 2 | 649 | 2 | 2 | 1 | 33 | 2 | 10 | 1 | 1 | 2 | 46 | 2 | 695 | 2 |
| NORTHERN CIRCUIT | 50 | 1 | 322 | 1 | 135 | 1 | 23 | 1 | 530 | 1 | 1 | 1 | 22 | 1 | 14 | 2 | 1 | 2 | 38 | 1 | 568 | 1 |
| OCMULGEE CIRCUIT | 95 | 3 | 580 | 2 | 218 | 2 | 27 | 2 | 920 | 2 | 1 | 1 | 41 | 2 | 11 | 2 | 1 | 2 | 54 | 2 | 974 | 2 |
| OCONEE CIRCUIT | 50 | 1 | 391 | 2 | 172 | 2 | 16 | 1 | 629 | 2 | 4 | 2 | 37 | 2 | 14 | 2 | 1 | 2 | 56 | 2 | 685 | 2 |
| OGEECHEE CIRCUIT | 100 | 3 | 428 | 2 | 160 | 1 | 17 | 1 | 705 | 2 | 6 | 4 | 33 | 2 | 11 | 2 | 3 | 5 | 53 | 2 | 758 | 2 |
| PATAULA CIRCUIT | 34 | 1 | 280 | 1 | 91 | 1 | 16 | 1 | 421 | 1 | 1 | 1 | 12 | 1 | 4 | 1 | 1 | 2 | 18 | 1 | 439 | 1 |
| PIEDMONT CIRCUIT | 41 | 1 | 219 | 1 | 140 | 1 | 26 | 2 | 426 | 1 | 2 | 1 | 22 | 1 | 10 | 1 | 0 | 0 | 34 | 1 | 460 | 1 |
| ROME CIRCUIT | 44 | 1 | 442 | 2 | 196 | 2 | 26 | 2 | 708 | 2 | 3 | 2 | 61 | 3 | 24 | 3 | 1 | 2 | 89 | 3 | 797 | 2 |
| SOUTH GEORGIA CIRCUIT | 89 | 2 | 510 | 2 | 212 | 2 | 24 | 2 | 835 | 2 | 7 | 4 | 55 | 3 | 11 | 2 | 0 | 0 | 73 | 3 | 908 | 2 |
| SOUTHERN CIRCUIT | 105 | 3 | 820 | 3 | 316 | 3 | 49 | 3 | 1290 | 3 | 2 | 1 | 44 | 2 | 22 | 3 | 3 | 5 | 71 | 3 | 1361 | 3 |

(continued)

Inmate statistical profile

Sample: ACTIVE PRISONERS EXCLUDING JAIL
Active inmates 02/27/2001

Requestor: Statistics

Circuit Of Conviction by current age & sex (Continued)

| Circ Of Conviction | M E N | | | | | | | | W O M E N | | | | | | | | Grand Total | % | | | | |
|----------------------|-----------|------|-----------|------|-----------|------|-----------|------|-----------|------|-----------|-------|-----------|------|-----------|------|-------------|------|-----------|------|-------------|------|
| | Age 00-21 | % | Age 22-39 | % | Age 40-54 | % | Age 55-99 | % | Men Total | % | Age 00-21 | % | Age 22-39 | % | Age 40-54 | % | | | Age 55-99 | % | Women Total | % |
| SOUTHWESTERN CIRCUIT | 41 | 1 | 260 | 1 | 99 | 1 | 9 | 1 | 409 | 1 | 1 | 1 | 12 | 1 | 7 | 1 | 0 | 0 | 20 | 1 | 429 | 1 |
| STONE MOUNTAIN CIRCU | 263 | 7 | 1719 | 7 | 634 | 6 | 87 | 6 | 2703 | 6 | 12 | 7 | 66 | 4 | 33 | 5 | 5 | 8 | 116 | 4 | 2819 | 6 |
| TALLAPOOSA CIRCUIT | 30 | 1 | 248 | 1 | 130 | 1 | 19 | 1 | 427 | 1 | 0 | 0 | 22 | 1 | 3 | 0 | 0 | 0 | 25 | 1 | 452 | 1 |
| TIFTON CIRCUIT | 41 | 1 | 376 | 1 | 166 | 2 | 27 | 2 | 610 | 1 | 2 | 1 | 18 | 1 | 5 | 1 | 1 | 2 | 26 | 1 | 636 | 1 |
| TOOMBS CIRCUIT | 21 | 1 | 236 | 1 | 98 | 1 | 17 | 1 | 372 | 1 | 2 | 1 | 9 | 0 | 4 | 1 | 0 | 0 | 15 | 1 | 387 | 1 |
| WAYCROSS CIRCUIT | 67 | 2 | 520 | 2 | 224 | 2 | 28 | 2 | 839 | 2 | 3 | 2 | 33 | 2 | 15 | 2 | 0 | 0 | 51 | 2 | 890 | 2 |
| WESTERN CIRCUIT | 51 | 1 | 353 | 1 | 140 | 1 | 17 | 1 | 561 | 1 | 1 | 1 | 28 | 2 | 8 | 1 | 2 | 3 | 39 | 1 | 600 | 1 |
| ROCKDALE CIRCUIT | 24 | 1 | 156 | 1 | 88 | 1 | 15 | 1 | 283 | 1 | 1 | 1 | 10 | 1 | 8 | 1 | 0 | 0 | 19 | 1 | 302 | 1 |
| DOUGLAS CIRCUIT | 70 | 2 | 373 | 1 | 160 | 1 | 26 | 2 | 629 | 2 | 2 | 1 | 33 | 2 | 16 | 2 | 0 | 0 | 51 | 2 | 680 | 2 |
| APPALACHIAN CIRCUIT | 16 | 0 | 168 | 1 | 100 | 1 | 29 | 2 | 313 | 1 | 0 | 0 | 10 | 1 | 8 | 1 | 2 | 3 | 20 | 1 | 333 | 1 |
| ENOTAH CIRCUIT | 17 | 0 | 129 | 1 | 51 | 0 | 15 | 1 | 212 | 1 | 1 | 1 | 8 | 0 | 4 | 1 | 0 | 0 | 13 | 0 | 225 | 1 |
| BELL-FORSYTH CIRCUIT | 3 | 0 | 79 | 0 | 35 | 0 | 3 | 0 | 120 | 0 | 0 | 0 | 8 | 0 | 1 | 0 | 0 | 0 | 9 | 0 | 129 | 0 |
| Total reported | 3621 | 100 | 25632 | 100 | 10778 | 100 | 1572 | 100 | 41603 | 100 | 165 | 100 | 1801 | 100 | 729 | 100 | 66 | 100 | 2761 | 100 | 44364 | 100 |
| Percent reported | | 98.5 | | 99.3 | | 99.2 | | 99.6 | | 99.2 | | 100.0 | | 99.2 | | 99.0 | | 98.5 | | 99.2 | | 99.2 |
| NOT REPORTED | 55 | | 176 | | 89 | | 7 | | 327 | | 0 | | 15 | | 7 | | 1 | | 23 | | 350 | |
| Total | 3676 | | 25808 | | 10867 | | 1579 | | 41930 | | 165 | | 1816 | | 736 | | 67 | | 2784 | | 44714 | |

Inmate statistical profile

Sample: ACTIVE PRISONERS EXCLUDING JAIL
Active inmates 02/27/2001

Requestor: Statistics

Home County by current age & sex

| Home County | M E N | | | | | | | | W O M E N | | | | | | | | Grand Total | % | | | | |
|----------------------|-----------|---|-----------|---|-----------|---|-----------|---|-----------|---|-----------|---|-----------|---|-----------|---|-------------|---|-----------|---|-------------|---|
| | Age 00-21 | % | Age 22-39 | % | Age 40-54 | % | Age 55-99 | % | Men Total | % | Age 00-21 | % | Age 22-39 | % | Age 40-54 | % | | | Age 55-99 | % | Women Total | % |
| APPLING COUNTY | 4 | 0 | 55 | 0 | 32 | 0 | 5 | 0 | 96 | 0 | 0 | 0 | 1 | 0 | 1 | 0 | 0 | 0 | 2 | 0 | 98 | 0 |
| ATKINSON COUNTY | 2 | 0 | 31 | 0 | 12 | 0 | 5 | 0 | 50 | 0 | 0 | 0 | 2 | 0 | 0 | 0 | 0 | 0 | 2 | 0 | 52 | 0 |
| BACON COUNTY | 0 | 0 | 33 | 0 | 12 | 0 | 1 | 0 | 46 | 0 | 0 | 0 | 2 | 0 | 1 | 0 | 0 | 0 | 3 | 0 | 49 | 0 |
| BAKER COUNTY | 1 | 0 | 17 | 0 | 5 | 0 | 1 | 0 | 24 | 0 | 0 | 0 | 1 | 0 | 0 | 0 | 0 | 0 | 1 | 0 | 25 | 0 |
| BALDWIN COUNTY | 32 | 1 | 203 | 1 | 70 | 1 | 8 | 1 | 313 | 1 | 0 | 0 | 18 | 1 | 6 | 1 | 1 | 2 | 25 | 1 | 338 | 1 |
| BANKS COUNTY | 0 | 0 | 24 | 0 | 12 | 0 | 5 | 0 | 41 | 0 | 0 | 0 | 4 | 0 | 2 | 0 | 0 | 0 | 6 | 0 | 47 | 0 |
| BARROW COUNTY | 16 | 0 | 97 | 0 | 51 | 1 | 11 | 1 | 175 | 0 | 0 | 0 | 9 | 1 | 3 | 0 | 0 | 0 | 12 | 0 | 187 | 0 |
| BARTOW COUNTY | 27 | 1 | 232 | 1 | 103 | 1 | 22 | 2 | 384 | 1 | 5 | 3 | 28 | 2 | 6 | 1 | 1 | 2 | 40 | 2 | 424 | 1 |
| BEN HILL COUNTY | 22 | 1 | 95 | 0 | 35 | 0 | 9 | 1 | 161 | 0 | 2 | 1 | 10 | 1 | 3 | 0 | 0 | 0 | 15 | 1 | 176 | 0 |
| BERRIEN COUNTY | 5 | 0 | 35 | 0 | 13 | 0 | 6 | 0 | 59 | 0 | 0 | 0 | 2 | 0 | 1 | 0 | 0 | 0 | 3 | 0 | 62 | 0 |
| BIBB COUNTY | 96 | 3 | 643 | 3 | 332 | 3 | 35 | 2 | 1106 | 3 | 3 | 2 | 37 | 2 | 28 | 4 | 1 | 2 | 69 | 3 | 1175 | 3 |
| BLECKLEY COUNTY | 7 | 0 | 70 | 0 | 25 | 0 | 1 | 0 | 103 | 0 | 1 | 1 | 5 | 0 | 3 | 0 | 0 | 0 | 9 | 0 | 112 | 0 |
| BRANTLEY COUNTY | 2 | 0 | 20 | 0 | 11 | 0 | 2 | 0 | 35 | 0 | 0 | 0 | 2 | 0 | 2 | 0 | 0 | 0 | 4 | 0 | 39 | 0 |
| BROOKS COUNTY | 5 | 0 | 59 | 0 | 16 | 0 | 4 | 0 | 84 | 0 | 0 | 0 | 2 | 0 | 1 | 0 | 0 | 0 | 3 | 0 | 87 | 0 |
| BRYAN COUNTY | 9 | 0 | 48 | 0 | 28 | 0 | 4 | 0 | 89 | 0 | 0 | 0 | 2 | 0 | 3 | 0 | 0 | 0 | 5 | 0 | 94 | 0 |
| BULLOCH COUNTY | 39 | 1 | 186 | 1 | 79 | 1 | 8 | 1 | 312 | 1 | 1 | 1 | 16 | 1 | 7 | 1 | 1 | 2 | 25 | 1 | 337 | 1 |
| BURKE COUNTY | 19 | 1 | 113 | 0 | 37 | 0 | 8 | 1 | 177 | 0 | 0 | 0 | 2 | 0 | 2 | 0 | 0 | 0 | 4 | 0 | 181 | 0 |
| BUTTS COUNTY | 14 | 0 | 74 | 0 | 28 | 0 | 5 | 0 | 121 | 0 | 0 | 0 | 6 | 0 | 2 | 0 | 0 | 0 | 8 | 0 | 129 | 0 |
| CALHOUN COUNTY | 7 | 0 | 24 | 0 | 14 | 0 | 1 | 0 | 46 | 0 | 0 | 0 | 1 | 0 | 1 | 0 | 0 | 0 | 2 | 0 | 48 | 0 |
| CAMDEN COUNTY | 4 | 0 | 60 | 0 | 22 | 0 | 4 | 0 | 90 | 0 | 1 | 1 | 2 | 0 | 1 | 0 | 0 | 0 | 4 | 0 | 94 | 0 |
| CANDLER COUNTY | 8 | 0 | 60 | 0 | 18 | 0 | 0 | 0 | 86 | 0 | 0 | 0 | 2 | 0 | 1 | 0 | 0 | 0 | 3 | 0 | 89 | 0 |
| CARROLL COUNTY | 24 | 1 | 222 | 1 | 111 | 1 | 33 | 2 | 390 | 1 | 4 | 3 | 26 | 2 | 10 | 1 | 0 | 0 | 40 | 2 | 430 | 1 |
| CATOOSA COUNTY | 8 | 0 | 65 | 0 | 32 | 0 | 8 | 1 | 113 | 0 | 0 | 0 | 3 | 0 | 2 | 0 | 0 | 0 | 5 | 0 | 118 | 0 |
| CHARLTON COUNTY | 2 | 0 | 29 | 0 | 10 | 0 | 1 | 0 | 42 | 0 | 0 | 0 | 2 | 0 | 1 | 0 | 0 | 0 | 3 | 0 | 45 | 0 |
| CHATHAM COUNTY | 210 | 6 | 1351 | 6 | 460 | 5 | 56 | 4 | 2077 | 5 | 5 | 3 | 85 | 5 | 23 | 3 | 4 | 7 | 117 | 5 | 2194 | 5 |
| CHATTAHOOCHEE COUNTY | 3 | 0 | 7 | 0 | 6 | 0 | 0 | 0 | 16 | 0 | 0 | 0 | 1 | 0 | 0 | 0 | 0 | 0 | 1 | 0 | 17 | 0 |
| CHATTOOGA COUNTY | 9 | 0 | 95 | 0 | 41 | 0 | 8 | 1 | 153 | 0 | 1 | 1 | 9 | 1 | 2 | 0 | 1 | 2 | 13 | 1 | 166 | 0 |
| CHEROKEE COUNTY | 23 | 1 | 153 | 1 | 95 | 1 | 16 | 1 | 287 | 1 | 1 | 1 | 26 | 2 | 6 | 1 | 0 | 0 | 33 | 1 | 320 | 1 |
| CLARKE COUNTY | 54 | 2 | 327 | 1 | 135 | 1 | 14 | 1 | 530 | 1 | 1 | 1 | 26 | 2 | 10 | 1 | 3 | 5 | 40 | 2 | 570 | 1 |
| CLAY COUNTY | 2 | 0 | 13 | 0 | 9 | 0 | 1 | 0 | 25 | 0 | 0 | 0 | 1 | 0 | 0 | 0 | 0 | 0 | 1 | 0 | 26 | 0 |
| CLAYTON COUNTY | 133 | 4 | 673 | 3 | 243 | 2 | 36 | 3 | 1085 | 3 | 7 | 5 | 57 | 3 | 21 | 3 | 4 | 7 | 89 | 3 | 1174 | 3 |
| CLINCH COUNTY | 6 | 0 | 27 | 0 | 12 | 0 | 0 | 0 | 45 | 0 | 0 | 0 | 2 | 0 | 1 | 0 | 0 | 0 | 3 | 0 | 48 | 0 |
| COBB COUNTY | 131 | 4 | 843 | 4 | 386 | 4 | 50 | 3 | 1410 | 4 | 9 | 6 | 90 | 5 | 31 | 4 | 1 | 2 | 131 | 5 | 1541 | 4 |
| COFFEE COUNTY | 15 | 0 | 131 | 1 | 49 | 0 | 6 | 0 | 201 | 1 | 1 | 1 | 8 | 0 | 7 | 1 | 1 | 2 | 17 | 1 | 218 | 1 |
| COLQUITT COUNTY | 32 | 1 | 168 | 1 | 77 | 1 | 12 | 1 | 289 | 1 | 0 | 0 | 11 | 1 | 1 | 0 | 0 | 0 | 12 | 0 | 301 | 1 |
| COLUMBIA COUNTY | 16 | 0 | 104 | 0 | 37 | 0 | 4 | 0 | 161 | 0 | 2 | 1 | 10 | 1 | 5 | 1 | 0 | 0 | 17 | 1 | 178 | 0 |

(continued)

Inmate statistical profile

Sample: ACTIVE PRISONERS EXCLUDING JAIL
Active inmates 02/27/2001

Requestor: Statistics

Home County by current age & sex (CONTINUED)

| Home County | M E N | | | | | | | | W O M E N | | | | | | | | Grand Total | % | | | | |
|------------------|-----------|----|-----------|----|-----------|----|-----------|----|-----------|----|-----------|----|-----------|---|-----------|----|-------------|----|-----------|---|-------------|----|
| | Age 00-21 | % | Age 22-39 | % | Age 40-54 | % | Age 55-99 | % | Men Total | % | Age 00-21 | % | Age 22-39 | % | Age 40-54 | % | | | Age 55-99 | % | Women Total | % |
| COOK COUNTY | 11 | 0 | 86 | 0 | 37 | 0 | 2 | 0 | 136 | 0 | 0 | 0 | 8 | 0 | 5 | 1 | 0 | 0 | 13 | 1 | 149 | 0 |
| COWETA COUNTY | 43 | 1 | 254 | 1 | 78 | 1 | 8 | 1 | 383 | 1 | 2 | 1 | 21 | 1 | 5 | 1 | 0 | 0 | 28 | 1 | 411 | 1 |
| CRAWFORD COUNTY | 1 | 0 | 12 | 0 | 3 | 0 | 0 | 0 | 16 | 0 | 0 | 0 | 0 | 0 | 0 | 0 | 0 | 0 | 0 | 0 | 16 | 0 |
| CRISP COUNTY | 16 | 0 | 144 | 1 | 54 | 1 | 8 | 1 | 222 | 1 | 1 | 1 | 9 | 1 | 2 | 0 | 0 | 0 | 12 | 0 | 234 | 1 |
| DADE COUNTY | 2 | 0 | 25 | 0 | 14 | 0 | 7 | 0 | 48 | 0 | 1 | 1 | 0 | 0 | 0 | 0 | 0 | 0 | 1 | 0 | 49 | 0 |
| DAWSON COUNTY | 2 | 0 | 39 | 0 | 21 | 0 | 0 | 0 | 62 | 0 | 0 | 0 | 6 | 0 | 0 | 0 | 0 | 0 | 6 | 0 | 68 | 0 |
| DECATUR COUNTY | 27 | 1 | 165 | 1 | 56 | 1 | 6 | 0 | 254 | 1 | 1 | 1 | 14 | 1 | 5 | 1 | 0 | 0 | 20 | 1 | 274 | 1 |
| DEKALB COUNTY | 233 | 7 | 1497 | 6 | 508 | 5 | 82 | 6 | 2320 | 6 | 9 | 6 | 73 | 4 | 29 | 4 | 5 | 8 | 116 | 4 | 2436 | 6 |
| DODGE COUNTY | 12 | 0 | 110 | 0 | 52 | 1 | 5 | 0 | 179 | 0 | 0 | 0 | 11 | 1 | 4 | 1 | 0 | 0 | 15 | 1 | 194 | 0 |
| DOOLY COUNTY | 13 | 0 | 58 | 0 | 16 | 0 | 0 | 0 | 87 | 0 | 0 | 0 | 3 | 0 | 0 | 0 | 0 | 0 | 3 | 0 | 90 | 0 |
| DOUGHERTY COUNTY | 75 | 2 | 616 | 3 | 236 | 2 | 24 | 2 | 951 | 2 | 0 | 0 | 38 | 2 | 17 | 2 | 3 | 5 | 58 | 2 | 1009 | 2 |
| DOUGLAS COUNTY | 53 | 2 | 215 | 1 | 99 | 1 | 21 | 1 | 388 | 1 | 0 | 0 | 23 | 1 | 11 | 2 | 0 | 0 | 34 | 1 | 422 | 1 |
| EARLY COUNTY | 8 | 0 | 58 | 0 | 21 | 0 | 5 | 0 | 92 | 0 | 0 | 0 | 3 | 0 | 0 | 0 | 0 | 0 | 3 | 0 | 95 | 0 |
| ECHOLS COUNTY | 1 | 0 | 2 | 0 | 2 | 0 | 1 | 0 | 6 | 0 | 0 | 0 | 0 | 0 | 0 | 0 | 0 | 0 | 0 | 0 | 6 | 0 |
| EFFINGHAM COUNTY | 21 | 1 | 78 | 0 | 27 | 0 | 2 | 0 | 128 | 0 | 1 | 1 | 3 | 0 | 2 | 0 | 1 | 2 | 7 | 0 | 135 | 0 |
| ELBERT COUNTY | 14 | 0 | 91 | 0 | 40 | 0 | 5 | 0 | 150 | 0 | 0 | 0 | 9 | 1 | 6 | 1 | 0 | 0 | 15 | 1 | 165 | 0 |
| EMANUEL COUNTY | 15 | 0 | 110 | 0 | 33 | 0 | 6 | 0 | 164 | 0 | 2 | 1 | 4 | 0 | 2 | 0 | 0 | 0 | 8 | 0 | 172 | 0 |
| EVANS COUNTY | 6 | 0 | 46 | 0 | 11 | 0 | 2 | 0 | 65 | 0 | 0 | 0 | 1 | 0 | 1 | 0 | 0 | 0 | 2 | 0 | 67 | 0 |
| FANNIN COUNTY | 2 | 0 | 51 | 0 | 26 | 0 | 8 | 1 | 87 | 0 | 0 | 0 | 4 | 0 | 2 | 0 | 1 | 2 | 7 | 0 | 94 | 0 |
| FAYETTE COUNTY | 7 | 0 | 56 | 0 | 17 | 0 | 5 | 0 | 85 | 0 | 0 | 0 | 5 | 0 | 3 | 0 | 0 | 0 | 8 | 0 | 93 | 0 |
| FLOYD COUNTY | 44 | 1 | 412 | 2 | 166 | 2 | 18 | 1 | 640 | 2 | 4 | 3 | 53 | 3 | 24 | 3 | 1 | 2 | 82 | 3 | 722 | 2 |
| FORSYTH COUNTY | 5 | 0 | 78 | 0 | 31 | 0 | 7 | 0 | 121 | 0 | 0 | 0 | 6 | 0 | 5 | 1 | 1 | 2 | 12 | 0 | 133 | 0 |
| FRANKLIN COUNTY | 14 | 0 | 50 | 0 | 25 | 0 | 5 | 0 | 94 | 0 | 0 | 0 | 3 | 0 | 1 | 0 | 1 | 2 | 5 | 0 | 99 | 0 |
| FULTON COUNTY | 349 | 10 | 3003 | 13 | 1395 | 14 | 168 | 12 | 4915 | 13 | 15 | 10 | 124 | 7 | 71 | 10 | 11 | 18 | 221 | 9 | 5136 | 12 |
| GILMER COUNTY | 8 | 0 | 54 | 0 | 33 | 0 | 13 | 1 | 108 | 0 | 1 | 1 | 5 | 0 | 1 | 0 | 0 | 0 | 7 | 0 | 115 | 0 |
| GLASCOCK COUNTY | 0 | 0 | 5 | 0 | 2 | 0 | 0 | 0 | 7 | 0 | 0 | 0 | 0 | 0 | 0 | 0 | 0 | 0 | 0 | 0 | 7 | 0 |
| GLYNN COUNTY | 32 | 1 | 280 | 1 | 108 | 1 | 19 | 1 | 439 | 1 | 2 | 1 | 16 | 1 | 7 | 1 | 1 | 2 | 26 | 1 | 465 | 1 |
| GORDON COUNTY | 15 | 0 | 143 | 1 | 65 | 1 | 13 | 1 | 236 | 1 | 1 | 1 | 20 | 1 | 7 | 1 | 0 | 0 | 28 | 1 | 264 | 1 |
| GRADY COUNTY | 35 | 1 | 126 | 1 | 49 | 0 | 6 | 0 | 216 | 1 | 2 | 1 | 15 | 1 | 4 | 1 | 0 | 0 | 21 | 1 | 237 | 1 |
| GREENE COUNTY | 17 | 0 | 46 | 0 | 11 | 0 | 2 | 0 | 76 | 0 | 0 | 0 | 1 | 0 | 2 | 0 | 0 | 0 | 3 | 0 | 79 | 0 |
| GWINNETT COUNTY | 86 | 3 | 509 | 2 | 225 | 2 | 39 | 3 | 859 | 2 | 4 | 3 | 46 | 3 | 21 | 3 | 0 | 0 | 71 | 3 | 930 | 2 |
| HABERSHAM COUNTY | 6 | 0 | 52 | 0 | 27 | 0 | 1 | 0 | 86 | 0 | 1 | 1 | 2 | 0 | 0 | 0 | 0 | 0 | 3 | 0 | 89 | 0 |
| HALL COUNTY | 30 | 1 | 288 | 1 | 190 | 2 | 35 | 2 | 543 | 1 | 2 | 1 | 31 | 2 | 8 | 1 | 1 | 2 | 42 | 2 | 585 | 1 |
| HANCOCK COUNTY | 5 | 0 | 31 | 0 | 12 | 0 | 1 | 0 | 49 | 0 | 0 | 0 | 1 | 0 | 1 | 0 | 0 | 0 | 2 | 0 | 51 | 0 |
| HARALSON COUNTY | 5 | 0 | 62 | 0 | 30 | 0 | 5 | 0 | 102 | 0 | 1 | 1 | 9 | 1 | 0 | 0 | 0 | 0 | 10 | 0 | 112 | 0 |

(continued)

Inmate statistical profile

Sample: ACTIVE PRISONERS EXCLUDING JAIL
Active inmates 02/27/2001

Requestor: Statistics

Home County by current age & sex (CONTINUED)

| Home County | M E N | | | | | | | | W O M E N | | | | | | | | Grand Total | % | | | | |
|-------------------|-----------|---|-----------|---|-----------|---|-----------|---|-----------|---|-----------|---|-----------|---|-----------|---|-------------|---|-----------|---|-------------|---|
| | Age 00-21 | % | Age 22-39 | % | Age 40-54 | % | Age 55-99 | % | Men Total | % | Age 00-21 | % | Age 22-39 | % | Age 40-54 | % | | | Age 55-99 | % | Women Total | % |
| HARRIS COUNTY | 7 | 0 | 45 | 0 | 22 | 0 | 2 | 0 | 76 | 0 | 1 | 1 | 3 | 0 | 0 | 0 | 0 | 0 | 4 | 0 | 80 | 0 |
| HART COUNTY | 7 | 0 | 54 | 0 | 14 | 0 | 2 | 0 | 77 | 0 | 0 | 0 | 1 | 0 | 4 | 1 | 0 | 0 | 5 | 0 | 82 | 0 |
| HEARD COUNTY | 2 | 0 | 27 | 0 | 10 | 0 | 10 | 1 | 49 | 0 | 0 | 0 | 2 | 0 | 0 | 0 | 0 | 0 | 2 | 0 | 51 | 0 |
| HENRY COUNTY | 28 | 1 | 147 | 1 | 65 | 1 | 10 | 1 | 250 | 1 | 2 | 1 | 4 | 0 | 6 | 1 | 0 | 0 | 12 | 0 | 262 | 1 |
| HOUSTON COUNTY | 43 | 1 | 264 | 1 | 105 | 1 | 15 | 1 | 427 | 1 | 1 | 1 | 22 | 1 | 10 | 1 | 0 | 0 | 33 | 1 | 460 | 1 |
| IRWIN COUNTY | 10 | 0 | 45 | 0 | 19 | 0 | 2 | 0 | 76 | 0 | 0 | 0 | 2 | 0 | 0 | 0 | 0 | 0 | 2 | 0 | 78 | 0 |
| JACKSON COUNTY | 23 | 1 | 92 | 0 | 63 | 1 | 14 | 1 | 192 | 0 | 1 | 1 | 11 | 1 | 3 | 0 | 0 | 0 | 15 | 1 | 207 | 1 |
| JASPER COUNTY | 5 | 0 | 38 | 0 | 16 | 0 | 2 | 0 | 61 | 0 | 0 | 0 | 1 | 0 | 0 | 0 | 0 | 0 | 1 | 0 | 62 | 0 |
| JEFF DAVIS COUNTY | 6 | 0 | 36 | 0 | 25 | 0 | 2 | 0 | 69 | 0 | 0 | 0 | 3 | 0 | 2 | 0 | 0 | 0 | 5 | 0 | 74 | 0 |
| JEFFERSON COUNTY | 15 | 0 | 75 | 0 | 29 | 0 | 3 | 0 | 122 | 0 | 0 | 0 | 6 | 0 | 3 | 0 | 0 | 0 | 9 | 0 | 131 | 0 |
| JENKINS COUNTY | 13 | 0 | 51 | 0 | 15 | 0 | 1 | 0 | 80 | 0 | 0 | 0 | 5 | 0 | 1 | 0 | 0 | 0 | 6 | 0 | 86 | 0 |
| JOHNSON COUNTY | 3 | 0 | 24 | 0 | 9 | 0 | 2 | 0 | 38 | 0 | 0 | 0 | 3 | 0 | 0 | 0 | 0 | 0 | 3 | 0 | 41 | 0 |
| JONES COUNTY | 6 | 0 | 25 | 0 | 14 | 0 | 2 | 0 | 47 | 0 | 1 | 1 | 1 | 0 | 1 | 0 | 0 | 0 | 3 | 0 | 50 | 0 |
| LAMAR COUNTY | 1 | 0 | 60 | 0 | 28 | 0 | 7 | 0 | 96 | 0 | 0 | 0 | 0 | 0 | 3 | 0 | 0 | 0 | 3 | 0 | 99 | 0 |
| LANIER COUNTY | 2 | 0 | 33 | 0 | 6 | 0 | 5 | 0 | 46 | 0 | 0 | 0 | 4 | 0 | 2 | 0 | 0 | 0 | 6 | 0 | 52 | 0 |
| LAURENS COUNTY | 21 | 1 | 172 | 1 | 53 | 1 | 6 | 0 | 252 | 1 | 1 | 1 | 7 | 0 | 5 | 1 | 1 | 2 | 14 | 1 | 266 | 1 |
| LEE COUNTY | 7 | 0 | 25 | 0 | 12 | 0 | 2 | 0 | 46 | 0 | 0 | 0 | 3 | 0 | 1 | 0 | 0 | 0 | 4 | 0 | 50 | 0 |
| LIBERTY COUNTY | 29 | 1 | 135 | 1 | 36 | 0 | 5 | 0 | 205 | 1 | 1 | 1 | 6 | 0 | 3 | 0 | 0 | 0 | 10 | 0 | 215 | 1 |
| LINCOLN COUNTY | 1 | 0 | 22 | 0 | 12 | 0 | 1 | 0 | 36 | 0 | 0 | 0 | 1 | 0 | 0 | 0 | 0 | 0 | 1 | 0 | 37 | 0 |
| LONG COUNTY | 3 | 0 | 22 | 0 | 11 | 0 | 1 | 0 | 37 | 0 | 0 | 0 | 2 | 0 | 1 | 0 | 0 | 0 | 3 | 0 | 40 | 0 |
| LOWNDES COUNTY | 36 | 1 | 311 | 1 | 112 | 1 | 17 | 1 | 476 | 1 | 1 | 1 | 17 | 1 | 12 | 2 | 1 | 2 | 31 | 1 | 507 | 1 |
| LUMPKIN COUNTY | 4 | 0 | 44 | 0 | 25 | 0 | 7 | 0 | 80 | 0 | 0 | 0 | 3 | 0 | 1 | 0 | 0 | 0 | 4 | 0 | 84 | 0 |
| MACON COUNTY | 7 | 0 | 45 | 0 | 16 | 0 | 3 | 0 | 71 | 0 | 0 | 0 | 1 | 0 | 2 | 0 | 0 | 0 | 3 | 0 | 74 | 0 |
| MADISON COUNTY | 4 | 0 | 67 | 0 | 30 | 0 | 6 | 0 | 107 | 0 | 0 | 0 | 6 | 0 | 3 | 0 | 0 | 0 | 9 | 0 | 116 | 0 |
| MARION COUNTY | 5 | 0 | 21 | 0 | 14 | 0 | 1 | 0 | 41 | 0 | 0 | 0 | 0 | 0 | 0 | 0 | 0 | 0 | 0 | 0 | 41 | 0 |
| MCDUFFIE COUNTY | 6 | 0 | 101 | 0 | 31 | 0 | 7 | 0 | 145 | 0 | 1 | 1 | 7 | 0 | 1 | 0 | 0 | 0 | 9 | 0 | 154 | 0 |
| MCINTOSH COUNTY | 6 | 0 | 47 | 0 | 14 | 0 | 2 | 0 | 69 | 0 | 0 | 0 | 2 | 0 | 0 | 0 | 0 | 0 | 2 | 0 | 71 | 0 |
| MERIWETHER COUNTY | 24 | 1 | 104 | 0 | 49 | 0 | 7 | 0 | 184 | 0 | 0 | 0 | 9 | 1 | 1 | 0 | 2 | 3 | 12 | 0 | 196 | 0 |
| MILLER COUNTY | 1 | 0 | 19 | 0 | 8 | 0 | 0 | 0 | 28 | 0 | 1 | 1 | 2 | 0 | 0 | 0 | 0 | 0 | 3 | 0 | 31 | 0 |
| MITCHELL COUNTY | 14 | 0 | 121 | 1 | 57 | 1 | 5 | 0 | 197 | 1 | 3 | 2 | 9 | 1 | 0 | 0 | 0 | 0 | 12 | 0 | 209 | 1 |
| MONROE COUNTY | 10 | 0 | 64 | 0 | 28 | 0 | 2 | 0 | 104 | 0 | 0 | 0 | 2 | 0 | 0 | 0 | 0 | 0 | 2 | 0 | 106 | 0 |
| MONTGOMERY COUNTY | 4 | 0 | 26 | 0 | 6 | 0 | 1 | 0 | 37 | 0 | 0 | 0 | 3 | 0 | 0 | 0 | 0 | 0 | 3 | 0 | 40 | 0 |
| MORGAN COUNTY | 9 | 0 | 44 | 0 | 18 | 0 | 5 | 0 | 76 | 0 | 0 | 0 | 6 | 0 | 0 | 0 | 0 | 0 | 6 | 0 | 82 | 0 |
| MURRAY COUNTY | 13 | 0 | 85 | 0 | 43 | 0 | 13 | 1 | 154 | 0 | 1 | 1 | 9 | 1 | 5 | 1 | 0 | 0 | 15 | 1 | 169 | 0 |
| MUSCOGEE COUNTY | 138 | 4 | 772 | 3 | 333 | 3 | 33 | 2 | 1276 | 3 | 6 | 4 | 58 | 3 | 29 | 4 | 2 | 3 | 95 | 4 | 1371 | 3 |

(continued)

Inmate statistical profile

Sample: ACTIVE PRISONERS EXCLUDING JAIL
Active inmates 02/27/2001

Requestor: Statistics

Home County by current age & sex (CONTINUED)

| Home County | M E N | | | | | | | | W O M E N | | | | | | | | Grand Total | % | | | | |
|-------------------|-----------|---|-----------|---|-----------|---|-----------|---|-----------|---|-----------|---|-----------|---|-----------|---|-------------|---|-----------|---|-------------|---|
| | Age 00-21 | % | Age 22-39 | % | Age 40-54 | % | Age 55-99 | % | Men Total | % | Age 00-21 | % | Age 22-39 | % | Age 40-54 | % | | | Age 55-99 | % | Women Total | % |
| NEWTON COUNTY | 23 | 1 | 210 | 1 | 70 | 1 | 15 | 1 | 318 | 1 | 3 | 2 | 14 | 1 | 5 | 1 | 3 | 5 | 25 | 1 | 343 | 1 |
| OCONEE COUNTY | 2 | 0 | 18 | 0 | 17 | 0 | 1 | 0 | 38 | 0 | 1 | 1 | 1 | 0 | 1 | 0 | 0 | 0 | 3 | 0 | 41 | 0 |
| OGLETHORPE COUNTY | 4 | 0 | 29 | 0 | 7 | 0 | 0 | 0 | 40 | 0 | 1 | 1 | 0 | 0 | 0 | 0 | 0 | 0 | 1 | 0 | 41 | 0 |
| PAULDING COUNTY | 10 | 0 | 75 | 0 | 56 | 1 | 8 | 1 | 149 | 0 | 0 | 0 | 11 | 1 | 3 | 0 | 1 | 2 | 15 | 1 | 164 | 0 |
| PEACH COUNTY | 6 | 0 | 52 | 0 | 26 | 0 | 0 | 0 | 84 | 0 | 0 | 0 | 3 | 0 | 1 | 0 | 0 | 0 | 4 | 0 | 88 | 0 |
| PICKENS COUNTY | 5 | 0 | 46 | 0 | 29 | 0 | 4 | 0 | 84 | 0 | 0 | 0 | 3 | 0 | 2 | 0 | 0 | 0 | 5 | 0 | 89 | 0 |
| PIERCE COUNTY | 9 | 0 | 21 | 0 | 17 | 0 | 1 | 0 | 48 | 0 | 0 | 0 | 2 | 0 | 0 | 0 | 0 | 0 | 2 | 0 | 50 | 0 |
| PIKE COUNTY | 2 | 0 | 16 | 0 | 16 | 0 | 3 | 0 | 37 | 0 | 0 | 0 | 0 | 0 | 0 | 0 | 0 | 0 | 0 | 0 | 37 | 0 |
| POLK COUNTY | 11 | 0 | 117 | 0 | 47 | 0 | 8 | 1 | 183 | 0 | 0 | 0 | 8 | 0 | 2 | 0 | 0 | 0 | 10 | 0 | 193 | 0 |
| PULASKI COUNTY | 10 | 0 | 46 | 0 | 21 | 0 | 2 | 0 | 79 | 0 | 1 | 1 | 4 | 0 | 1 | 0 | 0 | 0 | 6 | 0 | 85 | 0 |
| PUTNAM COUNTY | 16 | 0 | 67 | 0 | 43 | 0 | 4 | 0 | 130 | 0 | 0 | 0 | 3 | 0 | 2 | 0 | 1 | 2 | 6 | 0 | 136 | 0 |
| QUITMAN COUNTY | 0 | 0 | 8 | 0 | 0 | 0 | 0 | 0 | 8 | 0 | 0 | 0 | 0 | 0 | 0 | 0 | 1 | 2 | 1 | 0 | 9 | 0 |
| RABUN COUNTY | 4 | 0 | 26 | 0 | 14 | 0 | 1 | 0 | 45 | 0 | 0 | 0 | 1 | 0 | 1 | 0 | 0 | 0 | 2 | 0 | 47 | 0 |
| RANDOLPH COUNTY | 7 | 0 | 56 | 0 | 11 | 0 | 2 | 0 | 76 | 0 | 0 | 0 | 1 | 0 | 3 | 0 | 0 | 0 | 4 | 0 | 80 | 0 |
| RICHMOND COUNTY | 137 | 4 | 1049 | 4 | 416 | 4 | 41 | 3 | 1643 | 4 | 4 | 3 | 88 | 5 | 39 | 6 | 1 | 2 | 132 | 5 | 1775 | 4 |
| ROCKDALE COUNTY | 16 | 0 | 120 | 1 | 60 | 1 | 14 | 1 | 210 | 1 | 3 | 2 | 6 | 0 | 4 | 1 | 0 | 0 | 13 | 1 | 223 | 1 |
| SCHLEY COUNTY | 2 | 0 | 13 | 0 | 7 | 0 | 0 | 0 | 22 | 0 | 0 | 0 | 1 | 0 | 0 | 0 | 0 | 0 | 1 | 0 | 23 | 0 |
| SCREVEN COUNTY | 5 | 0 | 62 | 0 | 23 | 0 | 3 | 0 | 93 | 0 | 2 | 1 | 6 | 0 | 1 | 0 | 0 | 0 | 9 | 0 | 102 | 0 |
| SEMINOLE COUNTY | 6 | 0 | 54 | 0 | 18 | 0 | 2 | 0 | 80 | 0 | 0 | 0 | 3 | 0 | 2 | 0 | 0 | 0 | 5 | 0 | 85 | 0 |
| SPALDING COUNTY | 55 | 2 | 340 | 1 | 128 | 1 | 20 | 1 | 543 | 1 | 5 | 3 | 22 | 1 | 11 | 2 | 1 | 2 | 39 | 2 | 582 | 1 |
| STEPHENS COUNTY | 6 | 0 | 77 | 0 | 32 | 0 | 6 | 0 | 121 | 0 | 0 | 0 | 7 | 0 | 2 | 0 | 0 | 0 | 9 | 0 | 130 | 0 |
| STEWART COUNTY | 3 | 0 | 19 | 0 | 7 | 0 | 1 | 0 | 30 | 0 | 1 | 1 | 0 | 0 | 0 | 0 | 0 | 0 | 1 | 0 | 31 | 0 |
| SUMTER COUNTY | 17 | 0 | 136 | 1 | 55 | 1 | 5 | 0 | 213 | 1 | 0 | 0 | 13 | 1 | 3 | 0 | 0 | 0 | 16 | 1 | 229 | 1 |
| TALBOT COUNTY | 6 | 0 | 29 | 0 | 8 | 0 | 0 | 0 | 43 | 0 | 1 | 1 | 1 | 0 | 1 | 0 | 0 | 0 | 3 | 0 | 46 | 0 |
| TALIAFERRO COUNTY | 0 | 0 | 8 | 0 | 3 | 0 | 0 | 0 | 11 | 0 | 0 | 0 | 0 | 0 | 1 | 0 | 0 | 0 | 1 | 0 | 12 | 0 |
| TATNALL COUNTY | 9 | 0 | 87 | 0 | 23 | 0 | 4 | 0 | 123 | 0 | 0 | 0 | 2 | 0 | 5 | 1 | 0 | 0 | 7 | 0 | 130 | 0 |
| TAYLOR COUNTY | 9 | 0 | 39 | 0 | 16 | 0 | 3 | 0 | 67 | 0 | 0 | 0 | 3 | 0 | 0 | 0 | 0 | 0 | 3 | 0 | 70 | 0 |
| TELFAIR COUNTY | 7 | 0 | 82 | 0 | 32 | 0 | 2 | 0 | 123 | 0 | 1 | 1 | 6 | 0 | 3 | 0 | 0 | 0 | 10 | 0 | 133 | 0 |
| TERRELL COUNTY | 7 | 0 | 52 | 0 | 14 | 0 | 1 | 0 | 74 | 0 | 0 | 0 | 3 | 0 | 0 | 0 | 0 | 0 | 3 | 0 | 77 | 0 |
| THOMAS COUNTY | 29 | 1 | 180 | 1 | 68 | 1 | 9 | 1 | 286 | 1 | 0 | 0 | 13 | 1 | 4 | 1 | 0 | 0 | 17 | 1 | 303 | 1 |
| TIFT COUNTY | 19 | 1 | 171 | 1 | 81 | 1 | 11 | 1 | 282 | 1 | 1 | 1 | 9 | 1 | 3 | 0 | 1 | 2 | 14 | 1 | 296 | 1 |
| TOOMBS COUNTY | 31 | 1 | 139 | 1 | 61 | 1 | 6 | 0 | 237 | 1 | 3 | 2 | 14 | 1 | 2 | 0 | 0 | 0 | 19 | 1 | 256 | 1 |
| TOWNS COUNTY | 1 | 0 | 11 | 0 | 3 | 0 | 2 | 0 | 17 | 0 | 0 | 0 | 0 | 0 | 0 | 0 | 0 | 0 | 0 | 0 | 17 | 0 |
| TREUTLEN COUNTY | 4 | 0 | 29 | 0 | 13 | 0 | 1 | 0 | 47 | 0 | 0 | 0 | 1 | 0 | 1 | 0 | 0 | 0 | 2 | 0 | 49 | 0 |
| TROUP COUNTY | 59 | 2 | 378 | 2 | 117 | 1 | 18 | 1 | 572 | 1 | 6 | 4 | 27 | 2 | 9 | 1 | 0 | 0 | 42 | 2 | 614 | 1 |

(continued)

Inmate statistical profile

Sample: ACTIVE PRISONERS EXCLUDING JAIL
Active inmates 02/27/2001

Requestor: Statistics

Home County by current age & sex (CONTINUED)

| Home County | M E N | | | | | | | | W O M E N | | | | | | | | Grand Total % | | | | | |
|-------------------|-------------|-------------|-------------|-------------|-------------|-------------|-------------|-------------|-------------|---------------|-----|------|------|------|-----|------|---------------|------|------|------|-------|------|
| | Age 00-21 % | Age 22-39 % | Age 40-54 % | Age 55-99 % | Men Total % | Age 00-21 % | Age 22-39 % | Age 40-54 % | Age 55-99 % | Women Total % | | | | | | | | | | | | |
| TURNER COUNTY | 5 | 0 | 47 | 0 | 18 | 0 | 2 | 0 | 72 | 0 | 0 | 0 | 3 | 0 | 1 | 0 | 0 | 0 | 4 | 0 | 76 | 0 |
| TWIGGS COUNTY | 4 | 0 | 23 | 0 | 9 | 0 | 0 | 0 | 36 | 0 | 0 | 0 | 0 | 0 | 0 | 0 | 0 | 0 | 0 | 0 | 36 | 0 |
| UNION COUNTY | 2 | 0 | 22 | 0 | 8 | 0 | 2 | 0 | 34 | 0 | 0 | 0 | 4 | 0 | 2 | 0 | 0 | 0 | 6 | 0 | 40 | 0 |
| UPSON COUNTY | 21 | 1 | 97 | 0 | 46 | 0 | 9 | 1 | 173 | 0 | 0 | 0 | 9 | 1 | 3 | 0 | 0 | 0 | 12 | 0 | 185 | 0 |
| WALKER COUNTY | 21 | 1 | 143 | 1 | 51 | 1 | 8 | 1 | 223 | 1 | 0 | 0 | 14 | 1 | 7 | 1 | 1 | 2 | 22 | 1 | 245 | 1 |
| WALTON COUNTY | 20 | 1 | 192 | 1 | 66 | 1 | 13 | 1 | 291 | 1 | 0 | 0 | 12 | 1 | 3 | 0 | 0 | 0 | 15 | 1 | 306 | 1 |
| WARE COUNTY | 29 | 1 | 243 | 1 | 107 | 1 | 11 | 1 | 390 | 1 | 2 | 1 | 10 | 1 | 7 | 1 | 0 | 0 | 19 | 1 | 409 | 1 |
| WARREN COUNTY | 2 | 0 | 19 | 0 | 17 | 0 | 4 | 0 | 42 | 0 | 0 | 0 | 0 | 0 | 1 | 0 | 0 | 0 | 1 | 0 | 43 | 0 |
| WASHINGTON COUNTY | 13 | 0 | 81 | 0 | 30 | 0 | 2 | 0 | 126 | 0 | 2 | 1 | 4 | 0 | 3 | 0 | 0 | 0 | 9 | 0 | 135 | 0 |
| WAYNE COUNTY | 8 | 0 | 78 | 0 | 27 | 0 | 4 | 0 | 117 | 0 | 0 | 0 | 5 | 0 | 0 | 0 | 1 | 2 | 6 | 0 | 123 | 0 |
| WEBSTER COUNTY | 1 | 0 | 4 | 0 | 2 | 0 | 0 | 0 | 7 | 0 | 0 | 0 | 0 | 0 | 0 | 0 | 0 | 0 | 0 | 0 | 7 | 0 |
| WHEELER COUNTY | 1 | 0 | 18 | 0 | 10 | 0 | 5 | 0 | 34 | 0 | 0 | 0 | 1 | 0 | 0 | 0 | 0 | 0 | 1 | 0 | 35 | 0 |
| WHITE COUNTY | 6 | 0 | 36 | 0 | 17 | 0 | 3 | 0 | 62 | 0 | 1 | 1 | 4 | 0 | 3 | 0 | 0 | 0 | 8 | 0 | 70 | 0 |
| WHITFIELD COUNTY | 28 | 1 | 290 | 1 | 141 | 1 | 22 | 2 | 481 | 1 | 1 | 1 | 30 | 2 | 9 | 1 | 0 | 0 | 40 | 2 | 521 | 1 |
| WILCOX COUNTY | 2 | 0 | 28 | 0 | 18 | 0 | 5 | 0 | 53 | 0 | 0 | 0 | 7 | 0 | 0 | 0 | 0 | 0 | 7 | 0 | 60 | 0 |
| WILKES COUNTY | 8 | 0 | 37 | 0 | 20 | 0 | 4 | 0 | 69 | 0 | 0 | 0 | 4 | 0 | 0 | 0 | 0 | 0 | 4 | 0 | 73 | 0 |
| WILKINSON COUNTY | 1 | 0 | 37 | 0 | 13 | 0 | 1 | 0 | 52 | 0 | 0 | 0 | 3 | 0 | 0 | 0 | 0 | 0 | 3 | 0 | 55 | 0 |
| WORTH COUNTY | 3 | 0 | 80 | 0 | 32 | 0 | 5 | 0 | 120 | 0 | 0 | 0 | 5 | 0 | 0 | 0 | 0 | 0 | 5 | 0 | 125 | 0 |
| OUT OF STATE | 0 | 0 | 13 | 0 | 65 | 1 | 20 | 1 | 98 | 0 | 0 | 0 | 0 | 0 | 0 | 0 | 0 | 0 | 0 | 0 | 98 | 0 |
| Total reported | 3425 | 100 | 23852 | 100 | 9982 | 100 | 1440 | 100 | 38699 | 100 | 154 | 100 | 1690 | 100 | 690 | 100 | 61 | 100 | 2595 | 100 | 41294 | 100 |
| Percent reported | | 93.2 | | 92.4 | | 91.9 | | 91.2 | | 92.3 | | 93.3 | | 93.1 | | 93.8 | | 91.0 | | 93.2 | | 92.4 |
| UNKNOWN | 251 | | 1956 | | 885 | | 139 | | 3231 | | 11 | | 126 | | 46 | | 6 | | 189 | | 3420 | |
| Total | 3676 | | 25808 | | 10867 | | 1579 | | 41930 | | 165 | | 1816 | | 736 | | 67 | | 2784 | | 44714 | |

Inmate statistical profile

Sample: ACTIVE PRISONERS EXCLUDING JAIL
Active inmates 02/27/2001

Requestor: Statistics

Prison Sentence In Years by current age & sex

| Sentence In Years | M E N | | | | | | | | W O M E N | | | | | | | | Grand Total % | | | | | |
|------------------------------------|-------------|-------------|-------------|-------------|-------------|-------------|-------------|-------------|-------------|---------------|-------|-----|------|-----|------|-----|---------------|-----|------|-----|-------|-----|
| | Age 00-21 % | Age 22-39 % | Age 40-54 % | Age 55-99 % | Men Total % | Age 00-21 % | Age 22-39 % | Age 40-54 % | Age 55-99 % | Women Total % | | | | | | | | | | | | |
| 0-1 | 100 | 3 | 340 | 1 | 111 | 1 | 14 | 1 | 565 | 1 | 5 | 3 | 49 | 3 | 16 | 2 | 0 | 0 | 70 | 3 | 635 | 1 |
| 1.1-2 | 190 | 5 | 724 | 3 | 257 | 2 | 20 | 1 | 1191 | 3 | 16 | 10 | 102 | 6 | 39 | 5 | 2 | 3 | 159 | 6 | 1350 | 3 |
| 2.1-3 | 284 | 8 | 1105 | 4 | 415 | 4 | 48 | 3 | 1852 | 4 | 16 | 10 | 160 | 9 | 58 | 8 | 1 | 1 | 235 | 8 | 2087 | 5 |
| 3.1-4 | 222 | 6 | 875 | 3 | 338 | 3 | 36 | 2 | 1471 | 4 | 12 | 7 | 120 | 7 | 31 | 4 | 1 | 1 | 164 | 6 | 1635 | 4 |
| 4.1-5 | 207 | 6 | 910 | 4 | 317 | 3 | 33 | 2 | 1467 | 4 | 12 | 7 | 109 | 6 | 37 | 5 | 1 | 1 | 159 | 6 | 1626 | 4 |
| 5.1-6 | 601 | 16 | 2957 | 11 | 1114 | 10 | 128 | 8 | 4800 | 11 | 30 | 18 | 328 | 18 | 127 | 17 | 11 | 16 | 496 | 18 | 5296 | 12 |
| 6.1-7 | 172 | 5 | 911 | 4 | 309 | 3 | 32 | 2 | 1424 | 3 | 8 | 5 | 90 | 5 | 37 | 5 | 1 | 1 | 136 | 5 | 1560 | 3 |
| 7.1-8 | 130 | 4 | 1037 | 4 | 332 | 3 | 41 | 3 | 1540 | 4 | 5 | 3 | 76 | 4 | 31 | 4 | 2 | 3 | 114 | 4 | 1654 | 4 |
| 8.1-9 | 135 | 4 | 1040 | 4 | 331 | 3 | 36 | 2 | 1542 | 4 | 12 | 7 | 64 | 4 | 21 | 3 | 1 | 1 | 98 | 4 | 1640 | 4 |
| 9.1-10 | 26 | 1 | 328 | 1 | 95 | 1 | 10 | 1 | 459 | 1 | 0 | 0 | 31 | 2 | 9 | 1 | 1 | 1 | 41 | 1 | 500 | 1 |
| 10.1-12 | 826 | 23 | 4326 | 17 | 1347 | 12 | 206 | 13 | 6705 | 16 | 21 | 13 | 259 | 14 | 93 | 13 | 3 | 4 | 376 | 14 | 7081 | 16 |
| 12.1-15 | 172 | 5 | 1738 | 7 | 576 | 5 | 70 | 4 | 2556 | 6 | 5 | 3 | 83 | 5 | 39 | 5 | 3 | 4 | 130 | 5 | 2686 | 6 |
| 15.1-20 | 225 | 6 | 2748 | 11 | 1130 | 10 | 164 | 10 | 4267 | 10 | 5 | 3 | 106 | 6 | 52 | 7 | 7 | 10 | 170 | 6 | 4437 | 10 |
| 20.1-OVER | 183 | 5 | 3525 | 14 | 1918 | 18 | 298 | 19 | 5924 | 14 | 7 | 4 | 105 | 6 | 59 | 8 | 7 | 10 | 178 | 6 | 6102 | 14 |
| LIFE | 183 | 5 | 3010 | 12 | 2118 | 20 | 418 | 27 | 5729 | 14 | 11 | 7 | 121 | 7 | 86 | 12 | 26 | 39 | 244 | 9 | 5973 | 13 |
| DEATH | 1 | 0 | 60 | 0 | 56 | 1 | 9 | 1 | 126 | 0 | 0 | 0 | 1 | 0 | 0 | 0 | 0 | 0 | 1 | 0 | 127 | 0 |
| LIFE W/O PAROLE | 3 | 0 | 127 | 0 | 80 | 1 | 14 | 1 | 224 | 1 | 0 | 0 | 2 | 0 | 0 | 0 | 0 | 0 | 2 | 0 | 226 | 1 |
| YOUTHFUL OFFENDERS | 0 | 0 | 1 | 0 | 0 | 0 | 0 | 0 | 1 | 0 | 0 | 0 | 0 | 0 | 0 | 0 | 0 | 0 | 0 | 0 | 1 | 0 |
| Total reported | 3660 | 100 | 25762 | 100 | 10844 | 100 | 1577 | 100 | 41843 | 100 | 165 | 100 | 1806 | 100 | 735 | 100 | 67 | 100 | 2773 | 100 | 44616 | 100 |
| Percent reported | 99.6 | | 99.8 | | 99.8 | | 99.9 | | 99.8 | | 100.0 | | 99.4 | | 99.9 | | 100.0 | | 99.6 | | 99.8 | |
| NOT REPORTED | 16 | | 46 | | 23 | | 2 | | 87 | | 0 | | 10 | | 1 | | 0 | | 11 | | 98 | |
| Total | 3676 | | 25808 | | 10867 | | 1579 | | 41930 | | 165 | | 1816 | | 736 | | 67 | | 2784 | | 44714 | |
| AVG EXCLUDING LIFE, DEATH, YO | 7.91 | | 11.24 | | 12.71 | | 14.31 | | 11.37 | | 6.51 | | 7.68 | | 8.53 | | 10.67 | | 7.88 | | 11.14 | |
| AVG INCLUDING LIFE=21, YO=3 YRS | 8.56 | | 12.34 | | 14.27 | | 15.99 | | 12.65 | | 7.48 | | 8.57 | | 9.99 | | 14.68 | | 9.03 | | 12.42 | |

Inmate statistical profile

Sample: ACTIVE PRISONERS EXCLUDING JAIL
Active inmates 02/27/2001

Requestor: Statistics

Probation To Follow Prison by current age & sex

| Prob After Prison | M E N | | | | | | | | W O M E N | | | | | | | | Grand Total % | | | | | |
|---------------------|-------------|-----|-------------|-----|-------------|-----|-------------|-----|-------------|-----|-------------|-----|-------------|-----|-------------|-----|---------------|-------------|-------|---------------|-------|-----|
| | Age 00-21 % | | Age 22-39 % | | Age 40-54 % | | Age 55-99 % | | Men Total % | | Age 00-21 % | | Age 22-39 % | | Age 40-54 % | | | Age 55-99 % | | Women Total % | | |
| PROBATION TO FOLLOW | 1618 | 44 | 7645 | 30 | 2878 | 26 | 443 | 28 | 12584 | 30 | 78 | 47 | 606 | 33 | 249 | 34 | 19 | 28 | 952 | 34 | 13536 | 30 |
| NO PROBATION | 2058 | 56 | 18163 | 70 | 7989 | 74 | 1136 | 72 | 29346 | 70 | 87 | 53 | 1210 | 67 | 487 | 66 | 48 | 72 | 1832 | 66 | 31178 | 70 |
| Total reported | 3676 | 100 | 25808 | 100 | 10867 | 100 | 1579 | 100 | 41930 | 100 | 165 | 100 | 1816 | 100 | 736 | 100 | 67 | 100 | 2784 | 100 | 44714 | 100 |
| Percent reported | 100.0 | | 100.0 | | 100.0 | | 100.0 | | 100.0 | | 100.0 | | 100.0 | | 100.0 | | 100.0 | | 100.0 | | 100.0 | |
| NOT REPORTED | 0 | | 0 | | 0 | | 0 | | 0 | | 0 | | 0 | | 0 | | 0 | | 0 | | 0 | |
| Total | 3676 | | 25808 | | 10867 | | 1579 | | 41930 | | 165 | | 1816 | | 736 | | 67 | | 2784 | | 44714 | |

Inmate statistical profile

Sample: ACTIVE PRISONERS EXCLUDING JAIL
Active inmates 02/27/2001

Requestor: Statistics

Admission Type by current age & sex

| Admission Type | M E N | | | | | | | | W O M E N | | | | | | | | Grand Total | % | | | | |
|----------------------|-----------|------|-----------|------|-----------|------|-----------|------|-----------|------|-----------|-------|-----------|------|-----------|------|-------------|-------|-----------|------|-------------|------|
| | Age 00-21 | % | Age 22-39 | % | Age 40-54 | % | Age 55-99 | % | Men Total | % | Age 00-21 | % | Age 22-39 | % | Age 40-54 | % | | | Age 55-99 | % | Women Total | % |
| COMMITTED FROM COURT | 3033 | 83 | 16454 | 64 | 7056 | 65 | 1175 | 75 | 27718 | 66 | 137 | 83 | 1100 | 61 | 476 | 65 | 59 | 88 | 1772 | 64 | 29490 | 66 |
| RETURN APPEAL/BOND | 0 | 0 | 7 | 0 | 4 | 0 | 0 | 0 | 11 | 0 | 0 | 0 | 0 | 0 | 1 | 0 | 0 | 0 | 1 | 0 | 12 | 0 |
| PAROLE REV/NEW SENT | 123 | 3 | 4357 | 17 | 1850 | 17 | 184 | 12 | 6514 | 16 | 4 | 2 | 220 | 12 | 103 | 14 | 4 | 6 | 331 | 12 | 6845 | 15 |
| PAR REV/NO NEW SENT | 29 | 1 | 815 | 3 | 406 | 4 | 36 | 2 | 1286 | 3 | 1 | 1 | 92 | 5 | 24 | 3 | 1 | 1 | 118 | 4 | 1404 | 3 |
| PROB VIOL/TOTAL REV | 0 | 0 | 0 | 0 | 1 | 0 | 0 | 0 | 1 | 0 | 0 | 0 | 0 | 0 | 0 | 0 | 0 | 0 | 0 | 0 | 1 | 0 |
| PROB VIOL/PARTIAL | 209 | 6 | 1185 | 5 | 398 | 4 | 43 | 3 | 1835 | 4 | 10 | 6 | 156 | 9 | 48 | 7 | 2 | 3 | 216 | 8 | 2051 | 5 |
| ADMIT FM OTHER CUST | 1 | 0 | 16 | 0 | 7 | 0 | 4 | 0 | 28 | 0 | 0 | 0 | 0 | 0 | 0 | 0 | 0 | 0 | 0 | 0 | 28 | 0 |
| SHOCK INCARCERATION | 0 | 0 | 0 | 0 | 0 | 0 | 0 | 0 | 0 | 0 | 0 | 0 | 0 | 0 | 0 | 0 | 0 | 0 | 0 | 0 | 0 | 0 |
| PROB REV/REMAINDER | 242 | 7 | 2487 | 10 | 854 | 8 | 92 | 6 | 3675 | 9 | 11 | 7 | 233 | 13 | 78 | 11 | 1 | 1 | 323 | 12 | 3998 | 9 |
| NEW SENT/PAR REV PND | 1 | 0 | 39 | 0 | 26 | 0 | 3 | 0 | 69 | 0 | 0 | 0 | 1 | 0 | 1 | 0 | 0 | 0 | 2 | 0 | 71 | 0 |
| LIFE W/O PAROLE | 2 | 0 | 82 | 0 | 39 | 0 | 10 | 1 | 133 | 0 | 0 | 0 | 0 | 0 | 0 | 0 | 0 | 0 | 0 | 0 | 133 | 0 |
| PAROLE REV BOOT CAMP | 0 | 0 | 9 | 0 | 2 | 0 | 0 | 0 | 11 | 0 | 0 | 0 | 0 | 0 | 0 | 0 | 0 | 0 | 0 | 0 | 11 | 0 |
| PAR REV/RSN UNKNOWN | 0 | 0 | 24 | 0 | 55 | 1 | 22 | 1 | 101 | 0 | 0 | 0 | 0 | 0 | 0 | 0 | 0 | 0 | 0 | 0 | 101 | 0 |
| PROBATION/PAROLE REV | 0 | 0 | 0 | 0 | 0 | 0 | 0 | 0 | 0 | 0 | 0 | 0 | 0 | 0 | 0 | 0 | 0 | 0 | 0 | 0 | 0 | 0 |
| PB PAROLE RESCINDED | 0 | 0 | 8 | 0 | 2 | 0 | 0 | 0 | 10 | 0 | 0 | 0 | 0 | 0 | 0 | 0 | 0 | 0 | 0 | 0 | 10 | 0 |
| PROB REVOC/SPEC COND | 4 | 0 | 33 | 0 | 14 | 0 | 1 | 0 | 52 | 0 | 2 | 1 | 6 | 0 | 4 | 1 | 0 | 0 | 12 | 0 | 64 | 0 |
| PAR REV/REVOC CENTER | 6 | 0 | 211 | 1 | 120 | 1 | 6 | 0 | 343 | 1 | 0 | 0 | 0 | 0 | 0 | 0 | 0 | 0 | 0 | 0 | 343 | 1 |
| INFORMATION ONLY | 0 | 0 | 0 | 0 | 0 | 0 | 0 | 0 | 0 | 0 | 0 | 0 | 0 | 0 | 0 | 0 | 0 | 0 | 0 | 0 | 0 | 0 |
| INCOMPLETE SENT PKG | 0 | 0 | 0 | 0 | 0 | 0 | 0 | 0 | 0 | 0 | 0 | 0 | 0 | 0 | 0 | 0 | 0 | 0 | 0 | 0 | 0 | 0 |
| HANCOCK REVOC CENTER | 0 | 0 | 5 | 0 | 0 | 0 | 0 | 0 | 5 | 0 | 0 | 0 | 0 | 0 | 0 | 0 | 0 | 0 | 0 | 0 | 5 | 0 |
| WHITWORTH DETENTION | 3 | 0 | 30 | 0 | 12 | 0 | 1 | 0 | 46 | 0 | 0 | 0 | 0 | 0 | 0 | 0 | 0 | 0 | 0 | 0 | 46 | 0 |
| DCYS AT RISK | 8 | 0 | 2 | 0 | 0 | 0 | 0 | 0 | 10 | 0 | 0 | 0 | 0 | 0 | 0 | 0 | 0 | 0 | 0 | 0 | 10 | 0 |
| OTHER | 0 | 0 | 0 | 0 | 0 | 0 | 0 | 0 | 0 | 0 | 0 | 0 | 0 | 0 | 0 | 0 | 0 | 0 | 0 | 0 | 0 | 0 |
| Total reported | 3661 | 100 | 25764 | 100 | 10846 | 100 | 1577 | 100 | 41848 | 100 | 165 | 100 | 1808 | 100 | 735 | 100 | 67 | 100 | 2775 | 100 | 44623 | 100 |
| Percent reported | | 99.6 | | 99.8 | | 99.8 | | 99.9 | | 99.8 | | 100.0 | | 99.6 | | 99.9 | | 100.0 | | 99.7 | | 99.8 |
| UNKNOWN | 15 | | 44 | | 21 | | 2 | | 82 | | 0 | | 8 | | 1 | | 0 | | 9 | | 91 | |
| Total | 3676 | | 25808 | | 10867 | | 1579 | | 41930 | | 165 | | 1816 | | 736 | | 67 | | 2784 | | 44714 | |

Inmate statistical profile

Sample: ACTIVE PRISONERS EXCLUDING JAIL
Active inmates 02/27/2001

Requestor: Statistics

Release Type by current age & sex

| Release Type | M E N | | | | | | | | W O M E N | | | | | | | | Grand Total % |
|------------------|-------------|-------------|-------------|-------------|-------------|-------------|-------------|-------------|-------------|---------------|-----------|--|--|--|--|--|---------------|
| | Age 00-21 % | Age 22-39 % | Age 40-54 % | Age 55-99 % | Men Total % | Age 00-21 % | Age 22-39 % | Age 40-54 % | Age 55-99 % | Women Total % | | | | | | | |
| PAROLE | 15 0 | 44 0 | 21 0 | 2 0 | 82 0 | 0 0 | 8 0 | 1 0 | 0 0 | 9 0 | 91 0 | | | | | | |
| SENTENCE EXPIRED | 0 0 | 0 0 | 1 0 | 0 0 | 1 0 | 0 0 | 0 0 | 0 0 | 0 0 | 0 0 | 1 0 | | | | | | |
| Active | 3676 100 | 25808 100 | 10866 100 | 1579 100 | 41929 100 | 165 100 | 1816 100 | 736 100 | 67 100 | 2784 100 | 44713 100 | | | | | | |
| Total | 3676 | 25808 | 10867 | 1579 | 41930 | 165 | 1816 | 736 | 67 | 2784 | 44714 | | | | | | |

Inmate statistical profile

Sample: ACTIVE PRISONERS EXCLUDING JAIL
Active inmates 02/27/2001

Requestor: Statistics

Inst By Group by current age & sex

| Inst By Group | M E N | | | | | | | | W O M E N | | | | | | | | Grand Total % | | | | | |
|-----------------------|-------------|-------------|--------------|-------------|--------------|-------------|-------------|-------------|--------------|---------------|------------|------------|-------------|------------|------------|------------|---------------|------------|-------------|------------|--------------|------------|
| | Age 00-21 % | Age 22-39 % | Age 40-54 % | Age 55-99 % | Men Total % | Age 00-21 % | Age 22-39 % | Age 40-54 % | Age 55-99 % | Women Total % | | | | | | | | | | | | |
| County jails | 0 | 0 | 0 | 0 | 0 | 0 | 0 | 0 | 0 | 0 | 0 | 0 | 0 | 0 | 0 | 0 | 0 | 0 | | | | |
| Transitional centers | 21 | 1 | 476 | 2 | 210 | 2 | 13 | 1 | 720 | 2 | 11 | 7 | 132 | 7 | 54 | 7 | 2 | 3 | 199 | 7 | 919 | 2 |
| County camps | 336 | 9 | 2747 | 11 | 682 | 6 | 24 | 2 | 3789 | 9 | 0 | 0 | 0 | 0 | 0 | 0 | 0 | 0 | 0 | 0 | 3789 | 8 |
| Inmate boot camps | 233 | 6 | 478 | 2 | 0 | 0 | 0 | 0 | 711 | 2 | 0 | 0 | 1 | 0 | 0 | 0 | 0 | 0 | 1 | 0 | 712 | 2 |
| State prisons | 2730 | 74 | 19380 | 75 | 8831 | 81 | 1409 | 89 | 32350 | 77 | 154 | 93 | 1683 | 93 | 682 | 93 | 65 | 97 | 2584 | 93 | 34934 | 78 |
| Private prisons | 354 | 10 | 2713 | 11 | 1139 | 10 | 133 | 8 | 4339 | 10 | 0 | 0 | 0 | 0 | 0 | 0 | 0 | 0 | 0 | 0 | 4339 | 10 |
| Other | 2 | 0 | 14 | 0 | 4 | 0 | 0 | 0 | 20 | 0 | 0 | 0 | 0 | 0 | 0 | 0 | 0 | 0 | 0 | 0 | 20 | 0 |
| Total reported | 3676 | 100 | 25808 | 100 | 10866 | 100 | 1579 | 100 | 41929 | 100 | 165 | 100 | 1816 | 100 | 736 | 100 | 67 | 100 | 2784 | 100 | 44713 | 100 |
| Percent reported | 100.0 | | 100.0 | | 100.0 | | 100.0 | | 100.0 | | 100.0 | | 100.0 | | 100.0 | | 100.0 | | 100.0 | | 100.0 | |
| Not reported | 0 | | 0 | | 1 | | 0 | | 1 | | 0 | | 0 | | 0 | | 0 | | 0 | | 1 | |
| Total | 3676 | | 25808 | | 10867 | | 1579 | | 41930 | | 165 | | 1816 | | 736 | | 67 | | 2784 | | 44714 | |

Inmate statistical profile

Sample: ACTIVE PRISONERS EXCLUDING JAIL
Active inmates 02/27/2001

Requestor: Statistics

Institution by current age & sex

| Institution | M E N | | | | | | | | W O M E N | | | | | | | | Grand Total | % |
|----------------------|-----------|-------|-----------|-------|-----------|-------|-----------|-------|-----------|-------|-----------|-------|-----------|-------|-----------|---------|-------------|---|
| | Age 00-21 | Age % | Age 22-39 | Age % | Age 40-54 | Age % | Age 55-99 | Men % | Age 00-21 | Age % | Age 22-39 | Age % | Age 40-54 | Age % | Age 55-99 | Women % | | |
| Albany Trans Ctr | 3 | 0 | 97 | 0 | 47 | 0 | 2 | 0 | 149 | 0 | 0 | 0 | 0 | 0 | 0 | 0 | 149 | 0 |
| Atlanta Trans Ctr(M) | 2 | 0 | 156 | 1 | 77 | 1 | 8 | 1 | 243 | 1 | 0 | 0 | 0 | 0 | 0 | 0 | 243 | 1 |
| Macon Trans Ctr | 5 | 0 | 89 | 0 | 32 | 0 | 1 | 0 | 127 | 0 | 0 | 0 | 0 | 0 | 0 | 0 | 127 | 0 |
| Metro Trans Ctr (W) | 0 | 0 | 0 | 0 | 0 | 0 | 0 | 0 | 0 | 0 | 4 | 2 | 90 | 5 | 29 | 4 | 124 | 4 |
| Savannah Trans Ctr | 11 | 0 | 134 | 1 | 54 | 0 | 2 | 0 | 201 | 0 | 0 | 0 | 0 | 0 | 0 | 0 | 201 | 0 |
| Savannah Womens TC | 0 | 0 | 0 | 0 | 0 | 0 | 0 | 0 | 0 | 0 | 7 | 4 | 42 | 2 | 25 | 3 | 75 | 3 |
| Central State Hosp | 2 | 0 | 14 | 0 | 4 | 0 | 0 | 0 | 20 | 0 | 0 | 0 | 0 | 0 | 0 | 0 | 20 | 0 |
| Bulloch County | 17 | 0 | 83 | 0 | 26 | 0 | 0 | 0 | 126 | 0 | 0 | 0 | 0 | 0 | 0 | 0 | 126 | 0 |
| Carroll County | 24 | 1 | 145 | 1 | 26 | 0 | 2 | 0 | 197 | 0 | 0 | 0 | 0 | 0 | 0 | 0 | 197 | 0 |
| Clarke County | 1 | 0 | 77 | 0 | 19 | 0 | 0 | 0 | 97 | 0 | 0 | 0 | 0 | 0 | 0 | 0 | 97 | 0 |
| Colquitt County | 17 | 0 | 107 | 0 | 28 | 0 | 0 | 0 | 152 | 0 | 0 | 0 | 0 | 0 | 0 | 0 | 152 | 0 |
| Coweta County | 12 | 0 | 127 | 0 | 42 | 0 | 3 | 0 | 184 | 0 | 0 | 0 | 0 | 0 | 0 | 0 | 184 | 0 |
| Decatur County | 8 | 0 | 69 | 0 | 25 | 0 | 1 | 0 | 103 | 0 | 0 | 0 | 0 | 0 | 0 | 0 | 103 | 0 |
| Effingham County | 6 | 0 | 39 | 0 | 9 | 0 | 1 | 0 | 55 | 0 | 0 | 0 | 0 | 0 | 0 | 0 | 55 | 0 |
| Floyd County | 19 | 1 | 148 | 1 | 41 | 0 | 0 | 0 | 208 | 0 | 0 | 0 | 0 | 0 | 0 | 0 | 208 | 0 |
| Gwinnett County | 15 | 0 | 70 | 0 | 22 | 0 | 2 | 0 | 109 | 0 | 0 | 0 | 0 | 0 | 0 | 0 | 109 | 0 |
| Hall County | 18 | 0 | 170 | 1 | 30 | 0 | 1 | 0 | 219 | 1 | 0 | 0 | 0 | 0 | 0 | 0 | 219 | 0 |
| Harris County | 4 | 0 | 28 | 0 | 5 | 0 | 1 | 0 | 38 | 0 | 0 | 0 | 0 | 0 | 0 | 0 | 38 | 0 |
| Jackson County | 8 | 0 | 116 | 0 | 29 | 0 | 1 | 0 | 154 | 0 | 0 | 0 | 0 | 0 | 0 | 0 | 154 | 0 |
| Jefferson County | 15 | 0 | 134 | 1 | 29 | 0 | 1 | 0 | 179 | 0 | 0 | 0 | 0 | 0 | 0 | 0 | 179 | 0 |
| Mitchell County | 9 | 0 | 47 | 0 | 12 | 0 | 0 | 0 | 68 | 0 | 0 | 0 | 0 | 0 | 0 | 0 | 68 | 0 |
| Muscogee County | 42 | 1 | 331 | 1 | 80 | 1 | 2 | 0 | 455 | 1 | 0 | 0 | 0 | 0 | 0 | 0 | 455 | 1 |
| Richmond County | 13 | 0 | 142 | 1 | 40 | 0 | 3 | 0 | 198 | 0 | 0 | 0 | 0 | 0 | 0 | 0 | 198 | 0 |
| Screven County | 15 | 0 | 107 | 0 | 16 | 0 | 0 | 0 | 138 | 0 | 0 | 0 | 0 | 0 | 0 | 0 | 138 | 0 |
| Spalding County | 8 | 0 | 106 | 0 | 33 | 0 | 1 | 0 | 148 | 0 | 0 | 0 | 0 | 0 | 0 | 0 | 148 | 0 |
| Stewart County | 5 | 0 | 30 | 0 | 6 | 0 | 1 | 0 | 42 | 0 | 0 | 0 | 0 | 0 | 0 | 0 | 42 | 0 |
| Sumter County | 33 | 1 | 237 | 1 | 50 | 0 | 1 | 0 | 321 | 1 | 0 | 0 | 0 | 0 | 0 | 0 | 321 | 1 |
| Terrell County | 5 | 0 | 98 | 0 | 25 | 0 | 1 | 0 | 129 | 0 | 0 | 0 | 0 | 0 | 0 | 0 | 129 | 0 |
| Thomas County | 9 | 0 | 103 | 0 | 16 | 0 | 1 | 0 | 129 | 0 | 0 | 0 | 0 | 0 | 0 | 0 | 129 | 0 |
| Troup County | 10 | 0 | 81 | 0 | 27 | 0 | 1 | 0 | 119 | 0 | 0 | 0 | 0 | 0 | 0 | 0 | 119 | 0 |
| Clayton County | 23 | 1 | 152 | 1 | 46 | 0 | 0 | 0 | 221 | 1 | 0 | 0 | 0 | 0 | 0 | 0 | 221 | 0 |
| Ware Prison | 116 | 3 | 853 | 3 | 283 | 3 | 27 | 2 | 1279 | 3 | 0 | 0 | 0 | 0 | 0 | 0 | 1279 | 3 |
| Lowndes Prison | 30 | 1 | 203 | 1 | 63 | 1 | 5 | 0 | 301 | 1 | 0 | 0 | 0 | 0 | 0 | 0 | 301 | 1 |
| Dodge Prison | 52 | 1 | 623 | 2 | 350 | 3 | 35 | 2 | 1060 | 3 | 0 | 0 | 0 | 0 | 0 | 0 | 1060 | 2 |
| Phillips Prison | 76 | 2 | 582 | 2 | 294 | 3 | 50 | 3 | 1002 | 2 | 0 | 0 | 0 | 0 | 0 | 0 | 1002 | 2 |
| Walker Prison | 49 | 1 | 292 | 1 | 133 | 1 | 20 | 1 | 494 | 1 | 0 | 0 | 0 | 0 | 0 | 0 | 494 | 1 |

(continued)

Inmate statistical profile

Sample: ACTIVE PRISONERS EXCLUDING JAIL
Active inmates 02/27/2001

Requestor: Statistics

Institution by current age & sex (CONTINUED)

| Institution | M E N | | | | | | | | W O M E N | | | | | | | | Grand Total | % | | | | |
|----------------------|-----------|----|-----------|---|-----------|---|-----------|----|-----------|---|-----------|----|-----------|----|-----------|----|-------------|----|-----------|------|-------------|---|
| | Age 00-21 | % | Age 22-39 | % | Age 40-54 | % | Age 55-99 | % | Men Total | % | Age 00-21 | % | Age 22-39 | % | Age 40-54 | % | | | Age 55-99 | % | Women Total | % |
| Wayne Prison | 4 | 0 | 111 | 0 | 72 | 1 | 9 | 1 | 196 | 0 | 0 | 0 | 0 | 0 | 0 | 0 | 0 | 0 | 0 | 196 | 0 | |
| Arrendale Prison | 522 | 14 | 541 | 2 | 137 | 1 | 8 | 1 | 1208 | 3 | 0 | 0 | 0 | 0 | 0 | 0 | 0 | 0 | 0 | 1208 | 3 | |
| Montgomery Prison | 30 | 1 | 266 | 1 | 86 | 1 | 5 | 0 | 387 | 1 | 0 | 0 | 0 | 0 | 0 | 0 | 0 | 0 | 0 | 387 | 1 | |
| Lee Prison | 47 | 1 | 443 | 2 | 172 | 2 | 16 | 1 | 678 | 2 | 0 | 0 | 0 | 0 | 0 | 0 | 0 | 0 | 0 | 678 | 2 | |
| Putnam Prison | 15 | 0 | 84 | 0 | 40 | 0 | 0 | 0 | 139 | 0 | 0 | 0 | 0 | 0 | 0 | 0 | 0 | 0 | 0 | 139 | 0 | |
| Georgia State Prison | 24 | 1 | 774 | 3 | 336 | 3 | 28 | 2 | 1162 | 3 | 0 | 0 | 0 | 0 | 0 | 0 | 0 | 0 | 0 | 1162 | 3 | |
| Mens Prison | 5 | 0 | 151 | 1 | 243 | 2 | 250 | 16 | 649 | 2 | 0 | 0 | 0 | 0 | 0 | 0 | 0 | 0 | 0 | 649 | 1 | |
| Jackson Prison-Diag | 190 | 5 | 965 | 4 | 433 | 4 | 46 | 3 | 1634 | 4 | 0 | 0 | 0 | 0 | 0 | 0 | 0 | 0 | 0 | 1634 | 4 | |
| Jackson Prison-Perm | 3 | 0 | 138 | 1 | 93 | 1 | 10 | 1 | 244 | 1 | 0 | 0 | 0 | 0 | 0 | 0 | 0 | 0 | 0 | 244 | 1 | |
| Coastal Prison | 185 | 5 | 860 | 3 | 352 | 3 | 35 | 2 | 1432 | 3 | 0 | 0 | 0 | 0 | 0 | 0 | 0 | 0 | 0 | 1432 | 3 | |
| Scott Prison | 59 | 2 | 734 | 3 | 325 | 3 | 31 | 2 | 1149 | 3 | 0 | 0 | 0 | 0 | 0 | 0 | 0 | 0 | 0 | 1149 | 3 | |
| Rivers Prison | 62 | 2 | 680 | 3 | 323 | 3 | 36 | 2 | 1101 | 3 | 0 | 0 | 0 | 0 | 0 | 0 | 0 | 0 | 0 | 1101 | 2 | |
| Rutledge Prison | 16 | 0 | 262 | 1 | 233 | 2 | 49 | 3 | 560 | 1 | 0 | 0 | 0 | 0 | 0 | 0 | 0 | 0 | 0 | 560 | 1 | |
| Central Prison | 18 | 0 | 361 | 1 | 273 | 3 | 44 | 3 | 696 | 2 | 0 | 0 | 0 | 0 | 0 | 0 | 0 | 0 | 0 | 696 | 2 | |
| Augusta Med Prison | 70 | 2 | 564 | 2 | 347 | 3 | 102 | 6 | 1083 | 3 | 0 | 0 | 0 | 0 | 1 | 0 | 0 | 1 | 0 | 1084 | 2 | |
| Rogers Prison | 171 | 5 | 849 | 3 | 241 | 2 | 10 | 1 | 1271 | 3 | 0 | 0 | 0 | 0 | 0 | 0 | 0 | 0 | 0 | 1271 | 3 | |
| Burruss Prison | 32 | 1 | 190 | 1 | 63 | 1 | 13 | 1 | 298 | 1 | 0 | 0 | 0 | 0 | 0 | 0 | 0 | 0 | 0 | 298 | 1 | |
| Bostick Prison | 11 | 0 | 212 | 1 | 250 | 2 | 132 | 8 | 605 | 1 | 0 | 0 | 0 | 0 | 0 | 0 | 0 | 0 | 0 | 605 | 1 | |
| Valdosta Prison | 41 | 1 | 556 | 2 | 227 | 2 | 33 | 2 | 857 | 2 | 0 | 0 | 0 | 0 | 0 | 0 | 0 | 0 | 0 | 857 | 2 | |
| Hays Prison | 124 | 3 | 733 | 3 | 336 | 3 | 43 | 3 | 1236 | 3 | 0 | 0 | 0 | 0 | 0 | 0 | 0 | 0 | 0 | 1236 | 3 | |
| Hancock Prison | 99 | 3 | 874 | 3 | 362 | 3 | 45 | 3 | 1380 | 3 | 0 | 0 | 0 | 0 | 0 | 0 | 0 | 0 | 0 | 1380 | 3 | |
| Telfair Prison | 68 | 2 | 735 | 3 | 244 | 2 | 20 | 1 | 1067 | 3 | 0 | 0 | 0 | 0 | 0 | 0 | 0 | 0 | 0 | 1067 | 2 | |
| Autry Prison | 69 | 2 | 802 | 3 | 395 | 4 | 60 | 4 | 1326 | 3 | 0 | 0 | 0 | 0 | 0 | 0 | 0 | 0 | 0 | 1326 | 3 | |
| Washington Mens Pris | 33 | 1 | 84 | 0 | 28 | 0 | 1 | 0 | 146 | 0 | 0 | 0 | 0 | 0 | 0 | 0 | 0 | 0 | 0 | 146 | 0 | |
| Wilcox Prison | 63 | 2 | 788 | 3 | 444 | 4 | 51 | 3 | 1346 | 3 | 0 | 0 | 0 | 0 | 0 | 0 | 0 | 0 | 0 | 1346 | 3 | |
| Calhoun Prison | 84 | 2 | 751 | 3 | 356 | 3 | 46 | 3 | 1237 | 3 | 0 | 0 | 0 | 0 | 0 | 0 | 0 | 0 | 0 | 1237 | 3 | |
| Dooly Prison | 62 | 2 | 673 | 3 | 354 | 3 | 35 | 2 | 1124 | 3 | 0 | 0 | 0 | 0 | 0 | 0 | 0 | 0 | 0 | 1124 | 3 | |
| Macon Prison | 82 | 2 | 878 | 3 | 333 | 3 | 61 | 4 | 1354 | 3 | 0 | 0 | 0 | 0 | 0 | 0 | 0 | 0 | 0 | 1354 | 3 | |
| Smith Prison | 67 | 2 | 783 | 3 | 252 | 2 | 21 | 1 | 1123 | 3 | 0 | 0 | 0 | 0 | 0 | 0 | 0 | 0 | 0 | 1123 | 3 | |
| Homerville Prison | 4 | 0 | 121 | 0 | 67 | 1 | 6 | 0 | 198 | 0 | 0 | 0 | 0 | 0 | 0 | 0 | 0 | 0 | 0 | 198 | 0 | |
| Washingtn Women Pris | 0 | 0 | 0 | 0 | 0 | 0 | 0 | 0 | 0 | 0 | 49 | 30 | 535 | 29 | 236 | 32 | 24 | 36 | 844 | 30 | 844 | 2 |
| Baldwin Prison | 69 | 2 | 449 | 2 | 163 | 1 | 18 | 1 | 699 | 2 | 0 | 0 | 0 | 0 | 0 | 0 | 0 | 0 | 0 | 699 | 2 | |
| Metro Womens Prison | 0 | 0 | 1 | 0 | 0 | 0 | 0 | 0 | 1 | 0 | 31 | 19 | 446 | 25 | 188 | 26 | 22 | 33 | 687 | 25 | 688 | 2 |
| Pulaski Womens Pris | 0 | 0 | 0 | 0 | 0 | 0 | 0 | 0 | 0 | 0 | 74 | 45 | 702 | 39 | 257 | 35 | 19 | 28 | 1052 | 38 | 1052 | 2 |
| Pelham PreTrans Unit | 7 | 0 | 131 | 1 | 49 | 0 | 3 | 0 | 190 | 0 | 0 | 0 | 0 | 0 | 0 | 0 | 0 | 0 | 0 | 190 | 0 | |

(continued)

Inmate statistical profile

Sample: ACTIVE PRISONERS EXCLUDING JAIL
Active inmates 02/27/2001

Requestor: Statistics

Institution by current age & sex (CONTINUED)

| Institution | M E N | | | | | | | | W O M E N | | | | | | | | Grand Total % | | | |
|-----------------------|-------------|-------------|-------------|-------------|-------------|-------------|-------------|-------------|-------------|---------------|-------|-----|-------|-----|-------|-----|---------------|-----|-------|-----|
| | Age 00-21 % | Age 22-39 % | Age 40-54 % | Age 55-99 % | Men Total % | Age 00-21 % | Age 22-39 % | Age 40-54 % | Age 55-99 % | Women Total % | | | | | | | | | | |
| Milan Prison | 54 | 1 | 152 | 1 | 48 | 0 | 0 | 0 | 254 | 1 | 0 | 0 | 0 | 0 | 0 | 0 | 0 | 0 | 254 | 1 |
| West Central Prison | 17 | 0 | 131 | 1 | 31 | 0 | 5 | 0 | 184 | 0 | 0 | 0 | 0 | 0 | 0 | 0 | 0 | 0 | 184 | 0 |
| D Ray James Prison | 122 | 3 | 991 | 4 | 396 | 4 | 41 | 3 | 1550 | 4 | 0 | 0 | 0 | 0 | 0 | 0 | 0 | 0 | 1550 | 3 |
| Coffee Corr Facility | 122 | 3 | 787 | 3 | 331 | 3 | 39 | 2 | 1279 | 3 | 0 | 0 | 0 | 0 | 0 | 0 | 0 | 0 | 1279 | 3 |
| Wheeler Corr Facility | 110 | 3 | 935 | 4 | 412 | 4 | 53 | 3 | 1510 | 4 | 0 | 0 | 0 | 0 | 0 | 0 | 0 | 0 | 1510 | 3 |
| Transfer Inst Unkn | 0 | 0 | 0 | 0 | 1 | 0 | 0 | 0 | 1 | 0 | 0 | 0 | 0 | 0 | 0 | 0 | 0 | 0 | 1 | 0 |
| Montgomery BC | 22 | 1 | 66 | 0 | 0 | 0 | 0 | 0 | 88 | 0 | 0 | 0 | 0 | 0 | 0 | 0 | 0 | 0 | 88 | 0 |
| Scott BC | 17 | 0 | 52 | 0 | 0 | 0 | 0 | 0 | 69 | 0 | 0 | 0 | 0 | 0 | 0 | 0 | 0 | 0 | 69 | 0 |
| Burruss BC | 54 | 1 | 86 | 0 | 0 | 0 | 0 | 0 | 140 | 0 | 0 | 0 | 0 | 0 | 0 | 0 | 0 | 0 | 140 | 0 |
| Hays BC | 69 | 2 | 133 | 1 | 0 | 0 | 0 | 0 | 202 | 0 | 0 | 0 | 0 | 0 | 0 | 0 | 0 | 0 | 202 | 0 |
| Baldwin BC | 59 | 2 | 115 | 0 | 0 | 0 | 0 | 0 | 174 | 0 | 0 | 0 | 0 | 0 | 0 | 0 | 0 | 0 | 174 | 0 |
| Treutlen BC | 12 | 0 | 26 | 0 | 0 | 0 | 0 | 0 | 38 | 0 | 0 | 0 | 1 | 0 | 0 | 0 | 1 | 0 | 39 | 0 |
| Total reported | 3676 | 100 | 25808 | 100 | 10867 | 100 | 1579 | 100 | 41930 | 100 | 165 | 100 | 1816 | 100 | 736 | 100 | 67 | 100 | 2784 | 100 |
| Percent reported | 100.0 | | 100.0 | | 100.0 | | 100.0 | | 100.0 | | 100.0 | | 100.0 | | 100.0 | | 100.0 | | 100.0 | |
| Not Reported | 0 | | 0 | | 0 | | 0 | | 0 | | 0 | | 0 | | 0 | | 0 | | 0 | |
| Total | 3676 | | 25808 | | 10867 | | 1579 | | 41930 | | 165 | | 1816 | | 736 | | 67 | | 2784 | |

Inmate statistical profile

Sample: ACTIVE PRISONERS EXCLUDING JAIL
Active inmates 02/27/2001

Requestor: Statistics

Misdemeanors And Felonies by current age & sex

| Crime Type | M E N | | | | | | | | W O M E N | | | | | | | | Grand Total % |
|------------------|-------------|-------------|-------------|-------------|-------------|-------------|-------------|-------------|-------------|---------------|-----------|--|--|--|--|--|---------------|
| | Age 00-21 % | Age 22-39 % | Age 40-54 % | Age 55-99 % | Men Total % | Age 00-21 % | Age 22-39 % | Age 40-54 % | Age 55-99 % | Women Total % | | | | | | | |
| MISDEMEANOR | 12 0 | 45 0 | 23 0 | 4 0 | 84 0 | 0 0 | 6 0 | 2 0 | 0 0 | 8 0 | 92 0 | | | | | | |
| FELONY | 3646 100 | 25718 100 | 10821 100 | 1573 100 | 41758 100 | 165 100 | 1800 100 | 733 100 | 67 100 | 2765 100 | 44523 100 | | | | | | |
| Total reported | 3658 100 | 25763 100 | 10844 100 | 1577 100 | 41842 100 | 165 100 | 1806 100 | 735 100 | 67 100 | 2773 100 | 44615 100 | | | | | | |
| Percent reported | 99.5 | 99.8 | 99.8 | 99.9 | 99.8 | 100.0 | 99.4 | 99.9 | 100.0 | 99.6 | 99.8 | | | | | | |
| NOT REPORTED | 18 | 45 | 23 | 2 | 88 | 0 | 10 | 1 | 0 | 11 | 99 | | | | | | |
| Total | 3676 | 25808 | 10867 | 1579 | 41930 | 165 | 1816 | 736 | 67 | 2784 | 44714 | | | | | | |

Inmate statistical profile

Sample: ACTIVE PRISONERS EXCLUDING JAIL
Active inmates 02/27/2001

Requestor: Statistics

Crimes By Group by current age & sex

| Crimes By Group | M E N | | | | | | | | W O M E N | | | | | | | | Grand Total | % | | | | |
|----------------------|-----------|------|-----------|------|-----------|------|-----------|------|-----------|------|-----------|-------|-----------|------|-----------|------|-------------|-------|-----------|------|-------------|------|
| | Age 00-21 | % | Age 22-39 | % | Age 40-54 | % | Age 55-99 | % | Men Total | % | Age 00-21 | % | Age 22-39 | % | Age 40-54 | % | | | Age 55-99 | % | Women Total | % |
| HOMICIDE | 231 | 6 | 2964 | 12 | 1705 | 16 | 436 | 28 | 5336 | 13 | 20 | 12 | 216 | 12 | 128 | 17 | 36 | 54 | 400 | 14 | 5736 | 13 |
| ABORTION | 0 | 0 | 0 | 0 | 0 | 0 | 0 | 0 | 0 | 0 | 0 | 0 | 0 | 0 | 0 | 0 | 0 | 0 | 0 | 0 | 0 | 0 |
| BODILY INJRY&REL OFF | 526 | 14 | 3836 | 15 | 1436 | 13 | 187 | 12 | 5985 | 14 | 21 | 13 | 187 | 10 | 86 | 12 | 6 | 9 | 300 | 11 | 6285 | 14 |
| ARSON & REL OFF | 16 | 0 | 190 | 1 | 64 | 1 | 8 | 1 | 278 | 1 | 2 | 1 | 6 | 0 | 12 | 2 | 2 | 3 | 22 | 1 | 300 | 1 |
| DAMAGE OF PROPERTY | 13 | 0 | 62 | 0 | 24 | 0 | 2 | 0 | 101 | 0 | 0 | 0 | 6 | 0 | 0 | 0 | 0 | 0 | 6 | 0 | 107 | 0 |
| BURGLARY & REL OFF | 534 | 15 | 3128 | 12 | 1126 | 10 | 46 | 3 | 4834 | 12 | 18 | 11 | 126 | 7 | 35 | 5 | 0 | 0 | 179 | 6 | 5013 | 11 |
| FORGERY & REL OFF | 47 | 1 | 721 | 3 | 323 | 3 | 11 | 1 | 1102 | 3 | 17 | 10 | 306 | 17 | 85 | 12 | 7 | 10 | 415 | 15 | 1517 | 3 |
| THEFT | 264 | 7 | 1611 | 6 | 687 | 6 | 65 | 4 | 2627 | 6 | 15 | 9 | 204 | 11 | 118 | 16 | 1 | 1 | 338 | 12 | 2965 | 7 |
| ROBBERY | 1143 | 31 | 4444 | 17 | 1150 | 11 | 72 | 5 | 6809 | 16 | 51 | 31 | 154 | 9 | 35 | 5 | 0 | 0 | 240 | 9 | 7049 | 16 |
| SEXUAL OFFENSES | 276 | 8 | 2806 | 11 | 1964 | 18 | 510 | 32 | 5556 | 13 | 4 | 2 | 43 | 2 | 27 | 4 | 0 | 0 | 74 | 3 | 5630 | 13 |
| OBSCENITY CRIMES | 0 | 0 | 0 | 0 | 2 | 0 | 1 | 0 | 3 | 0 | 0 | 0 | 0 | 0 | 0 | 0 | 0 | 0 | 0 | 0 | 3 | 0 |
| TREASON & REL OFF | 0 | 0 | 1 | 0 | 1 | 0 | 0 | 0 | 2 | 0 | 0 | 0 | 0 | 0 | 0 | 0 | 0 | 0 | 0 | 0 | 2 | 0 |
| CRIMES INVOLVNG GOVT | 68 | 2 | 606 | 2 | 180 | 2 | 7 | 0 | 861 | 2 | 1 | 1 | 32 | 2 | 16 | 2 | 0 | 0 | 49 | 2 | 910 | 2 |
| FALSIFICATIONS | 1 | 0 | 24 | 0 | 7 | 0 | 0 | 0 | 32 | 0 | 1 | 1 | 4 | 0 | 1 | 0 | 0 | 0 | 6 | 0 | 38 | 0 |
| OBSTRUCT LAW ENFORCE | 10 | 0 | 78 | 0 | 26 | 0 | 4 | 0 | 118 | 0 | 0 | 0 | 7 | 0 | 3 | 0 | 1 | 1 | 11 | 0 | 129 | 0 |
| DISORDERLY CONDUCT | 7 | 0 | 30 | 0 | 6 | 0 | 0 | 0 | 43 | 0 | 1 | 1 | 2 | 0 | 0 | 0 | 0 | 0 | 3 | 0 | 46 | 0 |
| GAMBLING & REL OFF | 0 | 0 | 2 | 0 | 0 | 0 | 1 | 0 | 3 | 0 | 0 | 0 | 1 | 0 | 0 | 0 | 0 | 0 | 1 | 0 | 4 | 0 |
| CRUELTY TO CHILDREN | 13 | 0 | 180 | 1 | 49 | 0 | 11 | 1 | 253 | 1 | 5 | 3 | 66 | 4 | 12 | 2 | 0 | 0 | 83 | 3 | 336 | 1 |
| CRIMES WITH GUNS | 7 | 0 | 114 | 0 | 61 | 1 | 7 | 0 | 189 | 0 | 0 | 0 | 2 | 0 | 0 | 0 | 0 | 0 | 2 | 0 | 191 | 0 |
| INVASION PRIVACY | 2 | 0 | 7 | 0 | 10 | 0 | 1 | 0 | 20 | 0 | 0 | 0 | 0 | 0 | 0 | 0 | 0 | 0 | 0 | 0 | 20 | 0 |
| RACKETEERING | 0 | 0 | 9 | 0 | 12 | 0 | 0 | 0 | 21 | 0 | 0 | 0 | 3 | 0 | 1 | 0 | 0 | 0 | 4 | 0 | 25 | 0 |
| DRUG ABUSE OFFENSES | 429 | 12 | 3819 | 15 | 1513 | 14 | 125 | 8 | 5886 | 14 | 6 | 4 | 355 | 20 | 137 | 19 | 11 | 16 | 509 | 18 | 6395 | 14 |
| DRUG TRAFFICKING | 30 | 1 | 709 | 3 | 214 | 2 | 29 | 2 | 982 | 2 | 1 | 1 | 46 | 3 | 21 | 3 | 3 | 4 | 71 | 3 | 1053 | 2 |
| AUTO CRIMES | 5 | 0 | 275 | 1 | 230 | 2 | 44 | 3 | 554 | 1 | 0 | 0 | 12 | 1 | 11 | 1 | 0 | 0 | 23 | 1 | 577 | 1 |
| REVENUE & CONTRABAND | 0 | 0 | 0 | 0 | 0 | 0 | 0 | 0 | 0 | 0 | 0 | 0 | 0 | 0 | 0 | 0 | 0 | 0 | 0 | 0 | 0 | 0 |
| CRIMES OF OTH STATES | 0 | 0 | 0 | 0 | 1 | 0 | 0 | 0 | 1 | 0 | 0 | 0 | 0 | 0 | 0 | 0 | 0 | 0 | 0 | 0 | 1 | 0 |
| MISC. FELONIES | 21 | 1 | 93 | 0 | 26 | 0 | 5 | 0 | 145 | 0 | 2 | 1 | 21 | 1 | 5 | 1 | 0 | 0 | 28 | 1 | 173 | 0 |
| MISDEMEANORS | 12 | 0 | 45 | 0 | 23 | 0 | 4 | 0 | 84 | 0 | 0 | 0 | 6 | 0 | 2 | 0 | 0 | 0 | 8 | 0 | 92 | 0 |
| Total reported | 3655 | 100 | 25754 | 100 | 10840 | 100 | 1576 | 100 | 41825 | 100 | 165 | 100 | 1805 | 100 | 735 | 100 | 67 | 100 | 2772 | 100 | 44597 | 100 |
| Percent reported | | 99.4 | | 99.8 | | 99.8 | | 99.8 | | 99.7 | | 100.0 | | 99.4 | | 99.9 | | 100.0 | | 99.6 | | 99.7 |
| NOT REPORTED | 21 | | 54 | | 27 | | 3 | | 105 | | 0 | | 11 | | 1 | | 0 | | 12 | | 117 | |
| Total | 3676 | | 25808 | | 10867 | | 1579 | | 41930 | | 165 | | 1816 | | 736 | | 67 | | 2784 | | 44714 | |

Inmate statistical profile

Sample: ACTIVE PRISONERS EXCLUDING JAIL
Active inmates 02/27/2001

Requestor: Statistics

Most Serious Offense by current age & sex

| Most Serious Offense | M E N | | | | | | | W O M E N | | | | | | | Grand Total % | |
|----------------------|-------------|-------------|-------------|-------------|-------------|-------------|-------------|-------------|-------------|---------------|---|---|---|---|---------------|---|
| | Age 00-21 % | Age 22-39 % | Age 40-54 % | Age 55-99 % | Men Total % | Age 00-21 % | Age 22-39 % | Age 40-54 % | Age 55-99 % | Women Total % | | | | | | |
| Misdemeanors | ----- | | | | | | | | | | | | | | | |
| abandonment | 0 | 0 | 1 | 0 | 0 | 0 | 1 | 0 | 0 | 0 | 0 | 0 | 0 | 0 | 1 | 0 |
| stalking | 0 | 0 | 2 | 0 | 0 | 0 | 2 | 0 | 0 | 0 | 0 | 0 | 0 | 0 | 2 | 0 |
| aggravated assault | 0 | 0 | 1 | 0 | 0 | 0 | 1 | 0 | 0 | 0 | 0 | 0 | 0 | 0 | 1 | 0 |
| simple assault | 0 | 0 | 2 | 0 | 2 | 1 | 5 | 0 | 0 | 1 | 0 | 0 | 0 | 1 | 6 | 0 |
| simple battery | 1 | 0 | 1 | 0 | 3 | 1 | 6 | 0 | 0 | 3 | 0 | 0 | 0 | 3 | 9 | 0 |
| reckless conduct | 0 | 0 | 1 | 0 | 1 | 0 | 2 | 0 | 0 | 0 | 0 | 0 | 0 | 0 | 2 | 0 |
| receiving stolen goo | 1 | 0 | 2 | 0 | 1 | 0 | 4 | 0 | 0 | 0 | 0 | 0 | 0 | 0 | 4 | 0 |
| theft by taking | 1 | 0 | 1 | 0 | 1 | 0 | 3 | 0 | 0 | 0 | 0 | 0 | 0 | 0 | 3 | 0 |
| robbery | 0 | 0 | 1 | 0 | 0 | 0 | 1 | 0 | 0 | 0 | 0 | 0 | 0 | 0 | 1 | 0 |
| bad checks | 0 | 0 | 0 | 0 | 1 | 0 | 1 | 0 | 0 | 1 | 0 | 0 | 0 | 1 | 2 | 0 |
| fraudulent checks | 0 | 0 | 1 | 0 | 0 | 0 | 1 | 0 | 0 | 0 | 0 | 0 | 0 | 0 | 1 | 0 |
| poss of marijuana | 1 | 0 | 2 | 0 | 1 | 0 | 4 | 0 | 0 | 0 | 0 | 0 | 0 | 0 | 4 | 0 |
| viol motor veh law | 0 | 0 | 2 | 0 | 3 | 0 | 5 | 0 | 0 | 0 | 0 | 0 | 0 | 0 | 5 | 0 |
| d.u.i. | 0 | 0 | 7 | 0 | 3 | 0 | 11 | 0 | 0 | 0 | 0 | 0 | 0 | 0 | 11 | 0 |
| obstr of law enf off | 2 | 0 | 7 | 0 | 1 | 0 | 10 | 0 | 0 | 0 | 0 | 0 | 0 | 0 | 10 | 0 |
| impersonating anothe | 1 | 0 | 1 | 0 | 0 | 0 | 2 | 0 | 0 | 0 | 0 | 0 | 0 | 0 | 2 | 0 |
| criminal trespassing | 0 | 0 | 2 | 0 | 1 | 0 | 3 | 0 | 0 | 0 | 0 | 0 | 0 | 0 | 3 | 0 |
| prostitution | 0 | 0 | 0 | 0 | 0 | 0 | 0 | 0 | 0 | 1 | 0 | 0 | 0 | 1 | 1 | 0 |
| sexual battery | 0 | 0 | 1 | 0 | 1 | 0 | 2 | 0 | 0 | 0 | 0 | 0 | 0 | 0 | 2 | 0 |
| escape | 2 | 0 | 0 | 0 | 0 | 0 | 2 | 0 | 0 | 0 | 0 | 0 | 0 | 0 | 2 | 0 |
| cpwl & concealed wea | 2 | 0 | 1 | 0 | 1 | 0 | 4 | 0 | 0 | 0 | 0 | 0 | 0 | 0 | 4 | 0 |
| shoplifting | 0 | 0 | 4 | 0 | 0 | 1 | 5 | 0 | 0 | 0 | 0 | 0 | 0 | 0 | 5 | 0 |
| pointing gun at anot | 0 | 0 | 1 | 0 | 0 | 0 | 1 | 0 | 0 | 0 | 0 | 0 | 0 | 0 | 1 | 0 |
| carry dly weapons pu | 0 | 0 | 0 | 0 | 1 | 0 | 1 | 0 | 0 | 0 | 0 | 0 | 0 | 0 | 1 | 0 |
| inciting to riot | 0 | 0 | 0 | 0 | 0 | 0 | 0 | 0 | 0 | 0 | 1 | 0 | 0 | 1 | 1 | 0 |
| theft/lost/property< | 0 | 0 | 1 | 0 | 0 | 0 | 1 | 0 | 0 | 0 | 0 | 0 | 0 | 0 | 1 | 0 |

FELONIES

(continued)

Inmate statistical profile

Sample: ACTIVE PRISONERS EXCLUDING JAIL
Active inmates 02/27/2001

Requestor: Statistics

Most Serious Offense by current age & sex (CONTINUED)

| Most Serious Offense | M E N | | | | | | | W O M E N | | | | | | | Grand Total % | | | | | | | |
|----------------------|-------------|-------------|-------------|-------------|-------------|-------------|-------------|-------------|-------------|---------------|----|----|-----|---|---------------|---|----|----|-----|---|------|---|
| | Age 00-21 % | Age 22-39 % | Age 40-54 % | Age 55-99 % | Men Total % | Age 00-21 % | Age 22-39 % | Age 40-54 % | Age 55-99 % | Women Total % | | | | | | | | | | | | |
| ----- | | | | | | | | | | | | | | | | | | | | | | |
| FELONIES | ----- | | | | | | | | | | | | | | | | | | | | | |
| veh homicide tit 40 | 0 | 0 | 1 | 0 | 0 | 0 | 0 | 1 | 0 | 0 | 0 | 0 | 0 | 0 | 0 | 0 | 0 | 1 | 0 | | | |
| misc misdemeanor | 1 | 0 | 2 | 0 | 2 | 0 | 0 | 5 | 0 | 0 | 0 | 0 | 0 | 1 | 0 | 0 | 1 | 0 | 6 | 0 | | |
| MISC. HOMICIDE OFFEN | 2 | 0 | 3 | 0 | 3 | 0 | 0 | 8 | 0 | 0 | 0 | 0 | 0 | 0 | 0 | 0 | 0 | 0 | 8 | 0 | | |
| MURDER | 135 | 4 | 2028 | 8 | 1333 | 12 | 331 | 21 | 3827 | 9 | 11 | 7 | 109 | 6 | 69 | 9 | 26 | 39 | 215 | 8 | 4042 | 9 |
| VOLUNTARY MANSLAUGHT | 56 | 2 | 698 | 3 | 282 | 3 | 76 | 5 | 1112 | 3 | 9 | 5 | 79 | 4 | 48 | 7 | 8 | 12 | 144 | 5 | 1256 | 3 |
| INVOLUNTARY MANSLAUG | 19 | 1 | 78 | 0 | 17 | 0 | 10 | 1 | 124 | 0 | 0 | 0 | 12 | 1 | 2 | 0 | 0 | 0 | 14 | 1 | 138 | 0 |
| RECKLESS ABANDONMENT | 0 | 0 | 0 | 0 | 0 | 0 | 0 | 0 | 0 | 0 | 0 | 0 | 1 | 0 | 0 | 0 | 0 | 0 | 1 | 0 | 1 | 0 |
| FETICIDE | 0 | 0 | 2 | 0 | 2 | 0 | 0 | 4 | 0 | 0 | 0 | 0 | 0 | 0 | 0 | 0 | 0 | 0 | 0 | 4 | 0 | |
| VEHICULAR HOMICIDE | 21 | 1 | 147 | 1 | 70 | 1 | 15 | 1 | 253 | 1 | 0 | 0 | 15 | 1 | 7 | 1 | 2 | 3 | 24 | 1 | 277 | 1 |
| HOMICIDE BY PILOT,DU | 0 | 0 | 6 | 0 | 0 | 0 | 1 | 0 | 7 | 0 | 0 | 0 | 0 | 0 | 1 | 0 | 0 | 0 | 1 | 0 | 8 | 0 |
| CONCEAL DEATH OF ANO | 0 | 0 | 2 | 0 | 0 | 0 | 1 | 0 | 3 | 0 | 0 | 0 | 0 | 0 | 0 | 0 | 0 | 0 | 0 | 0 | 3 | 0 |
| CRIMINAL ATTEMPT MUR | 0 | 0 | 3 | 0 | 1 | 0 | 2 | 0 | 6 | 0 | 0 | 0 | 0 | 0 | 1 | 0 | 0 | 0 | 1 | 0 | 7 | 0 |
| MISC. ASSAULT/BATTER | 1 | 0 | 26 | 0 | 9 | 0 | 1 | 0 | 37 | 0 | 0 | 0 | 0 | 0 | 0 | 0 | 0 | 0 | 0 | 0 | 37 | 0 |
| AGGRAVATED ASSAULT | 328 | 9 | 2373 | 9 | 862 | 8 | 124 | 8 | 3687 | 9 | 19 | 12 | 132 | 7 | 58 | 8 | 4 | 6 | 213 | 8 | 3900 | 9 |
| CRMNL ATTEMPT AGG AS | 0 | 0 | 3 | 0 | 1 | 0 | 0 | 0 | 4 | 0 | 0 | 0 | 0 | 0 | 0 | 0 | 0 | 0 | 0 | 0 | 4 | 0 |
| AGGRAVATED BATTERY | 55 | 2 | 286 | 1 | 119 | 1 | 18 | 1 | 478 | 1 | 1 | 1 | 19 | 1 | 12 | 2 | 1 | 1 | 33 | 1 | 511 | 1 |
| TERRORIST THREATS & | 18 | 0 | 155 | 1 | 63 | 1 | 7 | 0 | 243 | 1 | 0 | 0 | 7 | 0 | 6 | 1 | 0 | 0 | 13 | 0 | 256 | 1 |
| FALSE IMPRISONMENT | 7 | 0 | 69 | 0 | 22 | 0 | 3 | 0 | 101 | 0 | 0 | 0 | 2 | 0 | 1 | 0 | 0 | 0 | 3 | 0 | 104 | 0 |
| KIDNAPPING | 97 | 3 | 652 | 3 | 259 | 2 | 25 | 2 | 1033 | 2 | 1 | 1 | 13 | 1 | 7 | 1 | 0 | 0 | 21 | 1 | 1054 | 2 |
| INTERFERENCE WITH CU | 1 | 0 | 3 | 0 | 0 | 0 | 0 | 0 | 4 | 0 | 0 | 0 | 0 | 0 | 0 | 0 | 0 | 0 | 0 | 0 | 4 | 0 |
| AGG ASSLT ON POLICE | 13 | 0 | 177 | 1 | 59 | 1 | 6 | 0 | 255 | 1 | 0 | 0 | 7 | 0 | 2 | 0 | 0 | 0 | 9 | 0 | 264 | 1 |
| AGG BATRY PEACE OFFI | 0 | 0 | 7 | 0 | 2 | 0 | 0 | 0 | 9 | 0 | 0 | 0 | 0 | 0 | 0 | 0 | 0 | 0 | 0 | 0 | 9 | 0 |
| SIMPLE BATTERY MISD | 0 | 0 | 2 | 0 | 3 | 0 | 0 | 0 | 5 | 0 | 0 | 0 | 0 | 0 | 0 | 0 | 0 | 0 | 0 | 0 | 5 | 0 |
| RECK COND-HIV INFCTD | 0 | 0 | 6 | 0 | 2 | 0 | 0 | 0 | 8 | 0 | 0 | 0 | 6 | 0 | 0 | 0 | 1 | 1 | 7 | 0 | 15 | 0 |
| STALKING | 0 | 0 | 0 | 0 | 2 | 0 | 0 | 0 | 2 | 0 | 0 | 0 | 0 | 0 | 0 | 0 | 0 | 0 | 0 | 0 | 2 | 0 |
| AGGRAVATED STALKING | 5 | 0 | 72 | 0 | 31 | 0 | 3 | 0 | 111 | 0 | 0 | 0 | 1 | 0 | 0 | 0 | 0 | 0 | 1 | 0 | 112 | 0 |
| CRIMINAL ATTEMPT KID | 1 | 0 | 5 | 0 | 2 | 0 | 0 | 0 | 8 | 0 | 0 | 0 | 0 | 0 | 0 | 0 | 0 | 0 | 0 | 0 | 8 | 0 |
| MISC. ARSON | 0 | 0 | 1 | 0 | 1 | 0 | 1 | 0 | 3 | 0 | 0 | 0 | 0 | 0 | 1 | 0 | 0 | 0 | 1 | 0 | 4 | 0 |
| FIRST DEGREE ARSON | 12 | 0 | 158 | 1 | 51 | 0 | 7 | 0 | 228 | 1 | 2 | 1 | 6 | 0 | 9 | 1 | 1 | 1 | 18 | 1 | 246 | 1 |
| SECOND DEGREE ARSON | 4 | 0 | 30 | 0 | 11 | 0 | 0 | 0 | 45 | 0 | 0 | 0 | 0 | 0 | 2 | 0 | 1 | 1 | 3 | 0 | 48 | 0 |
| CRIMINAL POSS EXPLOS | 0 | 0 | 1 | 0 | 1 | 0 | 0 | 0 | 2 | 0 | 0 | 0 | 0 | 0 | 0 | 0 | 0 | 0 | 0 | 0 | 2 | 0 |

(continued)

Inmate statistical profile

Sample: ACTIVE PRISONERS EXCLUDING JAIL
Active inmates 02/27/2001

Requestor: Statistics

Most Serious Offense by current age & sex (CONTINUED)

| Most Serious Offense | M E N | | | | | | | | W O M E N | | | | | | | | Grand Total | % | | | | |
|-----------------------|-----------|-----------|-----------|-----------|-----------|-----------|-----------|-----------|-----------|-------------|----|----|-----|----|----|----|-------------|----|-----|----|------|----|
| | Age 00-21 | Age 22-39 | Age 40-54 | Age 55-99 | Men Total | Age 00-21 | Age 22-39 | Age 40-54 | Age 55-99 | Women Total | | | | | | | | | | | | |
| MISC. CRIMINAL DAMAG | 0 | 0 | 0 | 0 | 0 | 0 | 0 | 0 | 0 | 1 | 0 | 0 | 0 | 0 | 1 | 0 | 1 | 0 | | | | |
| CRIM. DAMAGE 1ST DEG | 1 | 0 | 17 | 0 | 6 | 0 | 0 | 24 | 0 | 0 | 0 | 1 | 0 | 0 | 0 | 0 | 1 | 0 | | | | |
| CRIM. DAMAGE 2ND DEG | 10 | 0 | 42 | 0 | 16 | 0 | 2 | 70 | 0 | 0 | 0 | 3 | 0 | 0 | 0 | 3 | 0 | 73 | | | | |
| VANDALISM TO CHURCH | 1 | 0 | 0 | 0 | 0 | 0 | 0 | 1 | 0 | 0 | 0 | 1 | 0 | 0 | 0 | 1 | 0 | 2 | | | | |
| ALTER I.D. | 1 | 0 | 3 | 0 | 2 | 0 | 0 | 6 | 0 | 0 | 0 | 0 | 0 | 0 | 0 | 0 | 0 | 6 | | | | |
| BURGLARY | 525 | 14 | 3107 | 12 | 1105 | 10 | 45 | 3 | 4782 | 11 | 18 | 11 | 125 | 7 | 35 | 5 | 0 | 0 | 178 | 6 | 4960 | 11 |
| POSS BURGLAR TOOLS | 6 | 0 | 8 | 0 | 7 | 0 | 1 | 0 | 22 | 0 | 0 | 0 | 1 | 0 | 0 | 0 | 0 | 0 | 1 | 0 | 23 | 0 |
| CRMNL ATMPMT COMMIT B | 3 | 0 | 13 | 0 | 14 | 0 | 0 | 0 | 30 | 0 | 0 | 0 | 0 | 0 | 0 | 0 | 0 | 0 | 0 | 0 | 30 | 0 |
| MISC. FORGERY | 1 | 0 | 6 | 0 | 2 | 0 | 0 | 0 | 9 | 0 | 0 | 0 | 2 | 0 | 0 | 0 | 0 | 0 | 2 | 0 | 11 | 0 |
| FORGERY 1ST DEGREE | 43 | 1 | 646 | 3 | 295 | 3 | 9 | 1 | 993 | 2 | 16 | 10 | 281 | 16 | 73 | 10 | 5 | 7 | 375 | 14 | 1368 | 3 |
| FORGERY 2ND DEGREE | 0 | 0 | 11 | 0 | 5 | 0 | 0 | 0 | 16 | 0 | 0 | 0 | 4 | 0 | 3 | 0 | 0 | 0 | 7 | 0 | 23 | 0 |
| BAD CHECKS | 0 | 0 | 2 | 0 | 2 | 0 | 0 | 0 | 4 | 0 | 0 | 0 | 0 | 0 | 0 | 0 | 0 | 0 | 0 | 0 | 4 | 0 |
| THEFT CREDIT CARD | 0 | 0 | 15 | 0 | 4 | 0 | 0 | 0 | 19 | 0 | 0 | 0 | 3 | 0 | 2 | 0 | 0 | 0 | 5 | 0 | 24 | 0 |
| FRAUDULENT CREDIT CA | 3 | 0 | 26 | 0 | 10 | 0 | 0 | 0 | 39 | 0 | 0 | 0 | 13 | 1 | 5 | 1 | 0 | 0 | 18 | 1 | 57 | 0 |
| TELECOMMUNICATIONS F | 0 | 0 | 3 | 0 | 0 | 0 | 0 | 0 | 3 | 0 | 0 | 0 | 0 | 0 | 0 | 0 | 0 | 0 | 0 | 0 | 3 | 0 |
| CRMNL ATMPMT COMMIT F | 0 | 0 | 1 | 0 | 0 | 0 | 0 | 0 | 1 | 0 | 0 | 0 | 0 | 0 | 0 | 0 | 0 | 0 | 0 | 0 | 1 | 0 |
| MISC. FRAUD | 0 | 0 | 11 | 0 | 5 | 0 | 2 | 0 | 18 | 0 | 1 | 1 | 3 | 0 | 2 | 0 | 2 | 3 | 8 | 0 | 26 | 0 |
| THEFT BY TAKING | 83 | 2 | 502 | 2 | 204 | 2 | 29 | 2 | 818 | 2 | 3 | 2 | 55 | 3 | 33 | 4 | 0 | 0 | 91 | 3 | 909 | 2 |
| THEFT BY DECEPTION | 0 | 0 | 22 | 0 | 15 | 0 | 5 | 0 | 42 | 0 | 2 | 1 | 5 | 0 | 0 | 0 | 0 | 0 | 7 | 0 | 49 | 0 |
| THEFT BY EXTORTION | 0 | 0 | 1 | 0 | 1 | 0 | 0 | 0 | 2 | 0 | 0 | 0 | 0 | 0 | 0 | 0 | 0 | 0 | 0 | 0 | 2 | 0 |
| THEFT OF LOST PROPER | 0 | 0 | 0 | 0 | 3 | 0 | 0 | 0 | 3 | 0 | 0 | 0 | 0 | 0 | 0 | 0 | 0 | 0 | 0 | 0 | 3 | 0 |
| THEFT BY REC STOLEN | 124 | 3 | 604 | 2 | 165 | 2 | 7 | 0 | 900 | 2 | 2 | 1 | 26 | 1 | 4 | 1 | 0 | 0 | 32 | 1 | 932 | 2 |
| THEFT OF SERVICES | 0 | 0 | 3 | 0 | 1 | 0 | 0 | 0 | 4 | 0 | 0 | 0 | 0 | 0 | 0 | 0 | 0 | 0 | 0 | 0 | 4 | 0 |
| THEFT BY CONVERSION | 0 | 0 | 22 | 0 | 14 | 0 | 1 | 0 | 37 | 0 | 1 | 1 | 4 | 0 | 2 | 0 | 0 | 0 | 7 | 0 | 44 | 0 |
| CONVSN PAYMNTS REAL | 0 | 0 | 1 | 0 | 0 | 0 | 0 | 0 | 1 | 0 | 0 | 0 | 0 | 0 | 0 | 0 | 0 | 0 | 0 | 0 | 1 | 0 |
| THEFT OF MOTOR VEH, | 19 | 1 | 117 | 0 | 32 | 0 | 0 | 0 | 168 | 0 | 1 | 1 | 6 | 0 | 0 | 0 | 0 | 0 | 7 | 0 | 175 | 0 |
| THEFT BRING PROP IN | 0 | 0 | 18 | 0 | 3 | 0 | 2 | 0 | 23 | 0 | 0 | 0 | 0 | 0 | 0 | 0 | 0 | 0 | 0 | 0 | 23 | 0 |
| THEFT RECV PROP OUT | 0 | 0 | 2 | 0 | 0 | 0 | 2 | 0 | 4 | 0 | 0 | 0 | 0 | 0 | 0 | 0 | 0 | 0 | 0 | 0 | 4 | 0 |
| THEFT BY SHOPLIFTING | 8 | 0 | 233 | 1 | 220 | 2 | 17 | 1 | 478 | 1 | 6 | 4 | 107 | 6 | 77 | 10 | 1 | 1 | 191 | 7 | 669 | 1 |
| ENTERING VEHICLE | 30 | 1 | 86 | 0 | 29 | 0 | 2 | 0 | 147 | 0 | 0 | 0 | 1 | 0 | 2 | 0 | 0 | 0 | 3 | 0 | 150 | 0 |
| ROBBERY | 459 | 13 | 1768 | 7 | 436 | 4 | 23 | 1 | 2686 | 6 | 36 | 22 | 99 | 5 | 26 | 4 | 0 | 0 | 161 | 6 | 2847 | 6 |
| ARMED ROBBERY | 616 | 17 | 2481 | 10 | 696 | 6 | 49 | 3 | 3842 | 9 | 14 | 8 | 45 | 2 | 9 | 1 | 0 | 0 | 68 | 2 | 3910 | 9 |
| HIJACKING MOTOR VEHI | 12 | 0 | 27 | 0 | 0 | 0 | 0 | 0 | 39 | 0 | 1 | 1 | 1 | 0 | 0 | 0 | 0 | 0 | 2 | 0 | 41 | 0 |
| CRIMINAL ATTEMPT ROB | 10 | 0 | 32 | 0 | 11 | 0 | 0 | 0 | 53 | 0 | 0 | 0 | 3 | 0 | 0 | 0 | 0 | 0 | 3 | 0 | 56 | 0 |
| CRMNL ATMPMT ARMED RO | 46 | 1 | 136 | 1 | 7 | 0 | 0 | 0 | 189 | 0 | 0 | 0 | 6 | 0 | 0 | 0 | 0 | 0 | 6 | 0 | 195 | 0 |

(continued)

Inmate statistical profile

Sample: ACTIVE PRISONERS EXCLUDING JAIL
Active inmates 02/27/2001

Requestor: Statistics

Most Serious Offense by current age & sex (CONTINUED)

| Most Serious Offense | M E N | | | | | | | | W O M E N | | | | | | | | Grand Total | % | | | | |
|-----------------------|-----------|-----------|-----------|-----------|-----------|-----------|-----------|-----------|-----------|-------------|---|---|----|---|----|---|-------------|---|----|----|------|---|
| | Age 00-21 | Age 22-39 | Age 40-54 | Age 55-99 | Men Total | Age 00-21 | Age 22-39 | Age 40-54 | Age 55-99 | Women Total | | | | | | | | | | | | |
| MISC. SEXUAL | 0 | 0 | 13 | 0 | 8 | 0 | 1 | 0 | 22 | 0 | 0 | 0 | 0 | 1 | 0 | 0 | 0 | 1 | 0 | 23 | 0 | |
| RAPE | 58 | 2 | 846 | 3 | 658 | 6 | 80 | 5 | 1642 | 4 | 0 | 0 | 1 | 0 | 3 | 0 | 0 | 0 | 4 | 0 | 1646 | 4 |
| SODOMY | 4 | 0 | 17 | 0 | 15 | 0 | 5 | 0 | 41 | 0 | 0 | 0 | 0 | 0 | 0 | 0 | 0 | 0 | 0 | 0 | 41 | 0 |
| AGGRAVATED SODOMY | 7 | 0 | 108 | 0 | 87 | 1 | 31 | 2 | 233 | 1 | 0 | 0 | 1 | 0 | 3 | 0 | 0 | 0 | 4 | 0 | 237 | 1 |
| INCEST | 1 | 0 | 24 | 0 | 40 | 0 | 6 | 0 | 71 | 0 | 0 | 0 | 1 | 0 | 0 | 0 | 0 | 0 | 1 | 0 | 72 | 0 |
| BIGAMY | 0 | 0 | 1 | 0 | 0 | 0 | 0 | 0 | 1 | 0 | 0 | 0 | 0 | 0 | 0 | 0 | 0 | 0 | 0 | 0 | 1 | 0 |
| AGGRAVATED SEXUAL BA | 3 | 0 | 37 | 0 | 27 | 0 | 9 | 1 | 76 | 0 | 0 | 0 | 1 | 0 | 0 | 0 | 0 | 0 | 1 | 0 | 77 | 0 |
| STATUATORY RAPE | 67 | 2 | 318 | 1 | 35 | 0 | 10 | 1 | 430 | 1 | 1 | 1 | 5 | 0 | 0 | 0 | 0 | 0 | 6 | 0 | 436 | 1 |
| CHILD MOLESTATION | 105 | 3 | 913 | 4 | 694 | 6 | 240 | 15 | 1952 | 5 | 3 | 2 | 16 | 1 | 14 | 2 | 0 | 0 | 33 | 1 | 1985 | 4 |
| ENTICING CHILD-INDEC | 1 | 0 | 22 | 0 | 13 | 0 | 4 | 0 | 40 | 0 | 0 | 0 | 2 | 0 | 0 | 0 | 0 | 0 | 2 | 0 | 42 | 0 |
| AGGRAV. CHILD MOLEST | 27 | 1 | 461 | 2 | 378 | 3 | 121 | 8 | 987 | 2 | 0 | 0 | 16 | 1 | 6 | 1 | 0 | 0 | 22 | 1 | 1009 | 2 |
| SEXL/ASSLT/AGN/PERS/ | 0 | 0 | 4 | 0 | 0 | 0 | 0 | 0 | 4 | 0 | 0 | 0 | 0 | 0 | 0 | 0 | 0 | 0 | 0 | 0 | 4 | 0 |
| CRIMINAL ATTPPT RAPE | 2 | 0 | 40 | 0 | 7 | 0 | 3 | 0 | 52 | 0 | 0 | 0 | 0 | 0 | 0 | 0 | 0 | 0 | 0 | 0 | 52 | 0 |
| CRIMINAL ATTPPT SODOM | 0 | 0 | 1 | 0 | 0 | 0 | 0 | 0 | 1 | 0 | 0 | 0 | 0 | 0 | 0 | 0 | 0 | 0 | 0 | 0 | 1 | 0 |
| CRIMINAL ATTPPT AGG S | 1 | 0 | 1 | 0 | 2 | 0 | 0 | 0 | 4 | 0 | 0 | 0 | 0 | 0 | 0 | 0 | 0 | 0 | 0 | 0 | 4 | 0 |
| MISC. OBSCENITY | 0 | 0 | 0 | 0 | 2 | 0 | 1 | 0 | 3 | 0 | 0 | 0 | 0 | 0 | 0 | 0 | 0 | 0 | 0 | 0 | 3 | 0 |
| MISC. PUBLIC ORDER | 0 | 0 | 1 | 0 | 0 | 0 | 0 | 0 | 1 | 0 | 0 | 0 | 0 | 0 | 0 | 0 | 0 | 0 | 0 | 0 | 1 | 0 |
| FALSE SWEARNG WRITTN | 0 | 0 | 0 | 0 | 1 | 0 | 0 | 0 | 1 | 0 | 0 | 0 | 0 | 0 | 0 | 0 | 0 | 0 | 0 | 0 | 1 | 0 |
| BRIBERY GOVT OFFICER | 0 | 0 | 2 | 0 | 0 | 0 | 0 | 0 | 2 | 0 | 0 | 0 | 0 | 0 | 0 | 0 | 0 | 0 | 0 | 0 | 2 | 0 |
| DEFRAUDING STATE | 0 | 0 | 0 | 0 | 2 | 0 | 0 | 0 | 2 | 0 | 0 | 0 | 1 | 0 | 1 | 0 | 0 | 0 | 2 | 0 | 4 | 0 |
| FALSE CERTIFICATES | 0 | 0 | 1 | 0 | 0 | 0 | 0 | 0 | 1 | 0 | 0 | 0 | 0 | 0 | 0 | 0 | 0 | 0 | 0 | 0 | 1 | 0 |
| INFLUENCING WITNESS | 1 | 0 | 3 | 0 | 1 | 0 | 0 | 0 | 5 | 0 | 0 | 0 | 0 | 0 | 0 | 0 | 0 | 0 | 0 | 0 | 5 | 0 |
| OBSTR OF LAW ENF OFF | 67 | 2 | 600 | 2 | 177 | 2 | 7 | 0 | 851 | 2 | 1 | 1 | 31 | 2 | 15 | 2 | 0 | 0 | 47 | 2 | 898 | 2 |
| PERJURY | 0 | 0 | 2 | 0 | 0 | 0 | 0 | 0 | 2 | 0 | 0 | 0 | 0 | 0 | 0 | 0 | 0 | 0 | 0 | 0 | 2 | 0 |
| FALSE SWEARING | 0 | 0 | 0 | 0 | 0 | 0 | 0 | 0 | 0 | 0 | 0 | 1 | 0 | 0 | 0 | 0 | 0 | 0 | 1 | 0 | 1 | 0 |
| IMPERSONATION | 0 | 0 | 1 | 0 | 0 | 0 | 0 | 0 | 1 | 0 | 0 | 0 | 0 | 0 | 0 | 0 | 0 | 0 | 0 | 0 | 1 | 0 |
| IMPERSONATING OFFIC | 1 | 0 | 0 | 0 | 0 | 0 | 0 | 0 | 1 | 0 | 0 | 0 | 0 | 0 | 0 | 0 | 0 | 0 | 0 | 0 | 1 | 0 |
| FALSE STATEMENTS GOV | 0 | 0 | 19 | 0 | 7 | 0 | 0 | 0 | 26 | 0 | 1 | 1 | 2 | 0 | 1 | 0 | 0 | 0 | 4 | 0 | 30 | 0 |
| IMPRSNTNG ANTHR RBAL | 0 | 0 | 2 | 0 | 0 | 0 | 0 | 0 | 2 | 0 | 0 | 0 | 1 | 0 | 0 | 0 | 0 | 0 | 1 | 0 | 3 | 0 |
| ESCAPE | 8 | 0 | 69 | 0 | 23 | 0 | 4 | 0 | 104 | 0 | 0 | 0 | 4 | 0 | 1 | 0 | 0 | 0 | 5 | 0 | 109 | 0 |
| AIDING ESCAPE | 0 | 0 | 1 | 0 | 0 | 0 | 0 | 0 | 1 | 0 | 0 | 0 | 0 | 0 | 0 | 0 | 0 | 0 | 0 | 0 | 1 | 0 |
| HINDERING APPREH OR | 2 | 0 | 3 | 0 | 1 | 0 | 0 | 0 | 6 | 0 | 0 | 0 | 1 | 0 | 1 | 0 | 1 | 1 | 3 | 0 | 9 | 0 |
| MUTINY IN PENAL INST | 0 | 0 | 2 | 0 | 0 | 0 | 0 | 0 | 2 | 0 | 0 | 0 | 0 | 0 | 0 | 0 | 0 | 0 | 0 | 0 | 2 | 0 |
| BAIL JUMPING | 0 | 0 | 3 | 0 | 2 | 0 | 0 | 0 | 5 | 0 | 0 | 0 | 2 | 0 | 1 | 0 | 0 | 0 | 3 | 0 | 8 | 0 |
| FALSE PUBLIC ALARM | 0 | 0 | 1 | 0 | 1 | 0 | 0 | 0 | 2 | 0 | 0 | 0 | 0 | 0 | 0 | 0 | 0 | 0 | 0 | 0 | 2 | 0 |

(continued)

Inmate statistical profile

Sample: ACTIVE PRISONERS EXCLUDING JAIL
Active inmates 02/27/2001

Requestor: Statistics

Most Serious Offense by current age & sex (CONTINUED)

| Most Serious Offense | M E N | | | | | | | | W O M E N | | | | | | | | Grand Total | % | | | | |
|------------------------|-----------|-----------|-----------|-----------|-----------|-------|-----------|-----------|-----------|-----------|-------------|---------|-----|---|----|---|-------------|---|-----|-----|------|---|
| | Age 00-21 | Age 22-39 | Age 40-54 | Age 55-99 | Men Total | Men % | Age 00-21 | Age 22-39 | Age 40-54 | Age 55-99 | Women Total | Women % | | | | | | | | | | |
| CRIM INTER WITH GOVT | 7 | 0 | 29 | 0 | 5 | 0 | 0 | 0 | 41 | 0 | 1 | 1 | 2 | 0 | 0 | 0 | 0 | 3 | 0 | 44 | 0 | |
| COMMERICAL GAMBLING | 0 | 0 | 0 | 0 | 0 | 0 | 1 | 0 | 1 | 0 | 0 | 0 | 0 | 0 | 0 | 0 | 0 | 0 | 0 | 1 | 0 | |
| SOLICIT/ACCEPTING BR | 0 | 0 | 1 | 0 | 0 | 0 | 0 | 0 | 1 | 0 | 0 | 0 | 1 | 0 | 0 | 0 | 0 | 1 | 0 | 2 | 0 | |
| BUS HIJACKING | 0 | 0 | 1 | 0 | 0 | 0 | 0 | 0 | 1 | 0 | 0 | 0 | 0 | 0 | 0 | 0 | 0 | 0 | 0 | 1 | 0 | |
| CRUELTY TO CHILDREN | 12 | 0 | 177 | 1 | 43 | 0 | 8 | 1 | 240 | 1 | 5 | 3 | 65 | 4 | 11 | 1 | 0 | 0 | 81 | 3 | 321 | 1 |
| SEX EXPLOITATION CHI | 0 | 0 | 3 | 0 | 6 | 0 | 3 | 0 | 12 | 0 | 0 | 0 | 0 | 0 | 0 | 0 | 0 | 0 | 0 | 12 | 0 | |
| CNTRBTNG DELINQENCY | 1 | 0 | 0 | 0 | 0 | 0 | 0 | 0 | 1 | 0 | 0 | 0 | 1 | 0 | 1 | 0 | 0 | 0 | 2 | 0 | 3 | 0 |
| MISC WEAPON/EXPLOSIV | 1 | 0 | 3 | 0 | 1 | 0 | 1 | 0 | 6 | 0 | 0 | 0 | 0 | 0 | 0 | 0 | 0 | 0 | 0 | 6 | 0 | |
| CARRY CONCEALED WEAP | 1 | 0 | 2 | 0 | 1 | 0 | 0 | 0 | 4 | 0 | 0 | 0 | 0 | 0 | 0 | 0 | 0 | 0 | 0 | 4 | 0 | |
| ALTER PISTL LICENSE | 0 | 0 | 1 | 0 | 0 | 0 | 0 | 0 | 1 | 0 | 0 | 0 | 0 | 0 | 0 | 0 | 0 | 0 | 0 | 1 | 0 | |
| POSS OF FIREARM DUR | 1 | 0 | 9 | 0 | 6 | 0 | 1 | 0 | 17 | 0 | 0 | 0 | 0 | 0 | 0 | 0 | 0 | 0 | 0 | 17 | 0 | |
| POSS OF CERTAIN WEAP | 0 | 0 | 17 | 0 | 7 | 0 | 3 | 0 | 27 | 0 | 0 | 0 | 0 | 0 | 0 | 0 | 0 | 0 | 0 | 27 | 0 | |
| POSS FIREARM CONVCT | 4 | 0 | 77 | 0 | 46 | 0 | 2 | 0 | 129 | 0 | 0 | 0 | 1 | 0 | 0 | 0 | 0 | 1 | 0 | 130 | 0 | |
| CARRYING WEAPON AT S | 0 | 0 | 4 | 0 | 0 | 0 | 0 | 0 | 4 | 0 | 0 | 0 | 1 | 0 | 0 | 0 | 0 | 1 | 0 | 5 | 0 | |
| DESTROY/INJUR POLICE | 0 | 0 | 1 | 0 | 0 | 0 | 0 | 0 | 1 | 0 | 0 | 0 | 0 | 0 | 0 | 0 | 0 | 0 | 0 | 1 | 0 | |
| MISC INVASION OF PRI | 0 | 0 | 0 | 0 | 2 | 0 | 0 | 0 | 2 | 0 | 0 | 0 | 0 | 0 | 0 | 0 | 0 | 0 | 0 | 2 | 0 | |
| PEEPING TOM | 2 | 0 | 7 | 0 | 8 | 0 | 1 | 0 | 18 | 0 | 0 | 0 | 0 | 0 | 0 | 0 | 0 | 0 | 0 | 18 | 0 | |
| RACKETEERING | 0 | 0 | 9 | 0 | 12 | 0 | 0 | 0 | 21 | 0 | 0 | 0 | 3 | 0 | 1 | 0 | 0 | 4 | 0 | 25 | 0 | |
| S/D NARCOTICS, OPIAT | 2 | 0 | 74 | 0 | 50 | 0 | 6 | 0 | 132 | 0 | 0 | 0 | 1 | 0 | 4 | 1 | 1 | 1 | 6 | 0 | 138 | 0 |
| S/D DEP, STIM, CNTRF D | 4 | 0 | 52 | 0 | 20 | 0 | 2 | 0 | 78 | 0 | 0 | 0 | 4 | 0 | 4 | 1 | 0 | 0 | 8 | 0 | 86 | 0 |
| SALE-DIST OF LSD | 1 | 0 | 2 | 0 | 0 | 0 | 0 | 0 | 3 | 0 | 0 | 0 | 0 | 0 | 0 | 0 | 0 | 0 | 0 | 3 | 0 | |
| SALE/DIST OF MARIJUA | 28 | 1 | 186 | 1 | 77 | 1 | 9 | 1 | 300 | 1 | 1 | 1 | 9 | 0 | 4 | 1 | 3 | 4 | 17 | 1 | 317 | 1 |
| POSS NARCOTICS, OPIA | 8 | 0 | 139 | 1 | 67 | 1 | 6 | 0 | 220 | 1 | 0 | 0 | 25 | 1 | 9 | 1 | 0 | 0 | 34 | 1 | 254 | 1 |
| POSS DEP, STIM, CNTRF | 4 | 0 | 76 | 0 | 44 | 0 | 3 | 0 | 127 | 0 | 0 | 0 | 10 | 1 | 1 | 0 | 0 | 0 | 11 | 0 | 138 | 0 |
| POSS OF L.S.D. | 0 | 0 | 7 | 0 | 0 | 0 | 0 | 0 | 7 | 0 | 0 | 0 | 1 | 0 | 1 | 0 | 0 | 0 | 2 | 0 | 9 | 0 |
| POSS OF MARIJUANA | 30 | 1 | 171 | 1 | 50 | 0 | 5 | 0 | 256 | 1 | 0 | 0 | 18 | 1 | 1 | 0 | 1 | 1 | 20 | 1 | 276 | 1 |
| ILLEGAL ATTM TO OBT | 1 | 0 | 3 | 0 | 3 | 0 | 2 | 0 | 9 | 0 | 0 | 0 | 11 | 1 | 4 | 1 | 0 | 0 | 15 | 1 | 24 | 0 |
| VIOLATE GA CNTRL SBS | 3 | 0 | 62 | 0 | 20 | 0 | 0 | 0 | 85 | 0 | 0 | 0 | 3 | 0 | 2 | 0 | 0 | 0 | 5 | 0 | 90 | 0 |
| VIOLATE DNGROUS DRGS | 0 | 0 | 2 | 0 | 0 | 0 | 0 | 0 | 2 | 0 | 0 | 0 | 0 | 0 | 0 | 0 | 0 | 0 | 0 | 2 | 0 | |
| UNLWFL MFG/DEL/DIST | 1 | 0 | 22 | 0 | 10 | 0 | 0 | 0 | 33 | 0 | 0 | 0 | 2 | 0 | 0 | 0 | 0 | 0 | 2 | 0 | 35 | 0 |
| POSS DRUG RELATED MA | 0 | 0 | 3 | 0 | 3 | 0 | 0 | 0 | 6 | 0 | 0 | 0 | 0 | 0 | 0 | 0 | 0 | 0 | 0 | 6 | 0 | |
| SALE/DIST CONT SUB P | 11 | 0 | 38 | 0 | 11 | 0 | 0 | 0 | 60 | 0 | 0 | 0 | 1 | 0 | 1 | 0 | 0 | 0 | 2 | 0 | 62 | 0 |
| SALE/DIST CONT SUB S | 6 | 0 | 22 | 0 | 5 | 0 | 1 | 0 | 34 | 0 | 0 | 0 | 2 | 0 | 0 | 0 | 0 | 0 | 2 | 0 | 36 | 0 |
| SALE/DISTRIBUTION CO | 139 | 4 | 1448 | 6 | 541 | 5 | 39 | 2 | 2167 | 5 | 3 | 2 | 107 | 6 | 46 | 6 | 3 | 4 | 159 | 6 | 2326 | 5 |
| POSSESSION OF COCAIN | 190 | 5 | 1492 | 6 | 604 | 6 | 50 | 3 | 2336 | 6 | 2 | 1 | 160 | 9 | 60 | 8 | 3 | 4 | 225 | 8 | 2561 | 6 |

(continued)

Inmate statistical profile

Sample: ACTIVE PRISONERS EXCLUDING JAIL
Active inmates 02/27/2001

Requestor: Statistics

Most Serious Offense by current age & sex (CONTINUED)

| Most Serious Offense | Age | | M E N | | | | | W O M E N | | | | | Women | | Grand | | | | | | | |
|----------------------|-------|---|-------|---|-----|---|-----|-----------|-----|---|-----|---|-------|---|-------|---|-------|---|----|---|-----|---|
| | 00-21 | % | Age | % | Age | % | Age | % | Age | % | Age | % | Age | % | Total | % | Total | % | | | | |
| CRMNL ATPT VIOL SUBS | 1 | 0 | 20 | 0 | 8 | 0 | 2 | 0 | 31 | 0 | 0 | 0 | 1 | 0 | 0 | 0 | 1 | 0 | 32 | 0 | | |
| MISC. DRUGS TRAFFICK | 16 | 0 | 186 | 1 | 48 | 0 | 3 | 0 | 253 | 1 | 0 | 0 | 15 | 1 | 7 | 1 | 1 | 1 | 23 | 1 | 276 | 1 |
| COCAINE LESS 200 GRA | 9 | 0 | 327 | 1 | 105 | 1 | 18 | 1 | 459 | 1 | 0 | 0 | 15 | 1 | 9 | 1 | 0 | 0 | 24 | 1 | 483 | 1 |
| COCAINE 201-400 GRAM | 1 | 0 | 48 | 0 | 15 | 0 | 2 | 0 | 66 | 0 | 0 | 0 | 5 | 0 | 3 | 0 | 0 | 0 | 8 | 0 | 74 | 0 |
| COCAINE 401 OR MORE | 1 | 0 | 89 | 0 | 22 | 0 | 4 | 0 | 116 | 0 | 1 | 1 | 8 | 0 | 0 | 0 | 2 | 3 | 11 | 0 | 127 | 0 |
| NARCOTICS LESS 14 GR | 0 | 0 | 2 | 0 | 0 | 0 | 0 | 0 | 2 | 0 | 0 | 0 | 0 | 0 | 0 | 0 | 0 | 0 | 0 | 0 | 2 | 0 |
| NARCOTICS 15-28 GRAM | 0 | 0 | 1 | 0 | 0 | 0 | 0 | 0 | 1 | 0 | 0 | 0 | 0 | 0 | 0 | 0 | 0 | 0 | 0 | 0 | 1 | 0 |
| NARCOTICS 29 MORE GR | 0 | 0 | 4 | 0 | 2 | 0 | 0 | 0 | 6 | 0 | 0 | 0 | 0 | 0 | 0 | 0 | 0 | 0 | 0 | 0 | 6 | 0 |
| MARIJUANA 101-2000 P | 1 | 0 | 13 | 0 | 3 | 0 | 1 | 0 | 18 | 0 | 0 | 0 | 1 | 0 | 0 | 0 | 0 | 0 | 1 | 0 | 19 | 0 |
| MARIJUANA 2001-10000 | 0 | 0 | 1 | 0 | 0 | 0 | 0 | 0 | 1 | 0 | 0 | 0 | 0 | 0 | 0 | 0 | 0 | 0 | 0 | 0 | 1 | 0 |
| TRFFKNG MTHAQUALONE> | 0 | 0 | 1 | 0 | 0 | 0 | 0 | 0 | 1 | 0 | 0 | 0 | 0 | 0 | 0 | 0 | 0 | 0 | 0 | 0 | 1 | 0 |
| AMPHETAMINE 28-199 G | 0 | 0 | 9 | 0 | 11 | 0 | 0 | 0 | 20 | 0 | 0 | 0 | 0 | 0 | 1 | 0 | 0 | 0 | 1 | 0 | 21 | 0 |
| AMPHETAMINE 200-399 | 0 | 0 | 3 | 0 | 0 | 0 | 0 | 0 | 3 | 0 | 0 | 0 | 1 | 0 | 0 | 0 | 0 | 0 | 1 | 0 | 4 | 0 |
| AMPHETAMINE 400+ GRA | 0 | 0 | 7 | 0 | 1 | 0 | 0 | 0 | 8 | 0 | 0 | 0 | 1 | 0 | 0 | 0 | 0 | 0 | 1 | 0 | 9 | 0 |
| USE COMM FACLTY VIO | 0 | 0 | 1 | 0 | 1 | 0 | 0 | 0 | 2 | 0 | 0 | 0 | 0 | 0 | 0 | 0 | 0 | 0 | 0 | 0 | 2 | 0 |
| ATT/CONSPRCY COMMT C | 2 | 0 | 17 | 0 | 5 | 0 | 1 | 0 | 25 | 0 | 0 | 0 | 0 | 0 | 1 | 0 | 0 | 0 | 1 | 0 | 26 | 0 |
| ILLGL DIST CONTRLLD | 0 | 0 | 0 | 0 | 1 | 0 | 0 | 0 | 1 | 0 | 0 | 0 | 0 | 0 | 0 | 0 | 0 | 0 | 0 | 0 | 1 | 0 |
| VIOL MOTOR VEHICLE L | 4 | 0 | 64 | 0 | 33 | 0 | 7 | 0 | 108 | 0 | 0 | 0 | 4 | 0 | 3 | 0 | 0 | 0 | 7 | 0 | 115 | 0 |
| DRVNG HABTL VIOLATOR | 1 | 0 | 209 | 1 | 189 | 2 | 35 | 2 | 434 | 1 | 0 | 0 | 8 | 0 | 8 | 1 | 0 | 0 | 16 | 1 | 450 | 1 |
| HABIT TRAF VOIL/IMPA | 0 | 0 | 0 | 0 | 8 | 0 | 2 | 0 | 10 | 0 | 0 | 0 | 0 | 0 | 0 | 0 | 0 | 0 | 0 | 0 | 10 | 0 |
| HABIT TRAF VIOL/OTHE | 0 | 0 | 2 | 0 | 0 | 0 | 0 | 0 | 2 | 0 | 0 | 0 | 0 | 0 | 0 | 0 | 0 | 0 | 0 | 0 | 2 | 0 |
| MISC. MRALS/PBLIC H/ | 0 | 0 | 1 | 0 | 1 | 0 | 0 | 0 | 2 | 0 | 0 | 0 | 0 | 0 | 0 | 0 | 0 | 0 | 0 | 0 | 2 | 0 |
| VIOLATN GAME AND FIS | 0 | 0 | 0 | 0 | 0 | 0 | 1 | 0 | 1 | 0 | 0 | 0 | 0 | 0 | 0 | 0 | 0 | 0 | 0 | 0 | 1 | 0 |
| MISC CORRECTIONL INS | 1 | 0 | 5 | 0 | 0 | 0 | 0 | 0 | 6 | 0 | 0 | 0 | 1 | 0 | 0 | 0 | 0 | 0 | 1 | 0 | 7 | 0 |
| VIOLATION OTHR STATE | 0 | 0 | 0 | 0 | 1 | 0 | 0 | 0 | 1 | 0 | 0 | 0 | 0 | 0 | 0 | 0 | 0 | 0 | 0 | 0 | 1 | 0 |
| CONSPIRACY | 16 | 0 | 57 | 0 | 10 | 0 | 3 | 0 | 86 | 0 | 0 | 0 | 15 | 1 | 3 | 0 | 0 | 0 | 18 | 1 | 104 | 0 |
| CRIMINAL ATTEMPT | 3 | 0 | 22 | 0 | 12 | 0 | 2 | 0 | 39 | 0 | 0 | 0 | 5 | 0 | 2 | 0 | 0 | 0 | 7 | 0 | 46 | 0 |
| AIRCRAFT HIJACKING | 0 | 0 | 1 | 0 | 0 | 0 | 0 | 0 | 1 | 0 | 0 | 0 | 0 | 0 | 0 | 0 | 0 | 0 | 0 | 0 | 1 | 0 |
| UNAUTH DIST RECRD DE | 0 | 0 | 1 | 0 | 0 | 0 | 0 | 0 | 1 | 0 | 0 | 0 | 0 | 0 | 0 | 0 | 0 | 0 | 0 | 0 | 1 | 0 |
| CRIMINAL SOLICITATIO | 0 | 0 | 8 | 0 | 1 | 0 | 0 | 0 | 9 | 0 | 0 | 0 | 0 | 0 | 0 | 0 | 0 | 0 | 0 | 0 | 9 | 0 |
| PARTY TO A CRIME | 1 | 0 | 4 | 0 | 2 | 0 | 0 | 0 | 7 | 0 | 2 | 1 | 1 | 0 | 0 | 0 | 0 | 0 | 3 | 0 | 10 | 0 |
| CRIMINAL TRESPASSING | 0 | 0 | 0 | 0 | 1 | 0 | 0 | 0 | 1 | 0 | 0 | 0 | 0 | 0 | 0 | 0 | 0 | 0 | 0 | 0 | 1 | 0 |
| GANG PARTICIPATION | 1 | 0 | 0 | 0 | 0 | 0 | 0 | 0 | 1 | 0 | 0 | 0 | 0 | 0 | 0 | 0 | 0 | 0 | 0 | 0 | 1 | 0 |

(continued)

Inmate statistical profile

Sample: ACTIVE PRISONERS EXCLUDING JAIL
Active inmates 02/27/2001

Requestor: Statistics

Most Serious Offense by current age & sex (CONTINUED)

| Most Serious Offense | M E N | | | | | W O M E N | | | | | Grand Total % |
|----------------------|-------------|-------------|-------------|-------------|-------------|-------------|-------------|-------------|-------------|---------------|---------------|
| | Age 00-21 % | Age 22-39 % | Age 40-54 % | Age 55-99 % | Men Total % | Age 00-21 % | Age 22-39 % | Age 40-54 % | Age 55-99 % | Women Total % | |
| Total reported | 3658 100 | 25763 100 | 10844 100 | 1577 100 | 41842 100 | 165 100 | 1806 100 | 735 100 | 67 100 | 2773 100 | 44615 100 |
| Percent reported | 99.5 | 99.8 | 99.8 | 99.9 | 99.8 | 100.0 | 99.4 | 99.9 | 100.0 | 99.6 | 99.8 |
| NOT REPORTED | 18 | 45 | 23 | 2 | 88 | 0 | 10 | 1 | 0 | 11 | 99 |
| Total | 3676 | 25808 | 10867 | 1579 | 41930 | 165 | 1816 | 736 | 67 | 2784 | 44714 |

Inmate statistical profile

Sample: ACTIVE PRISONERS EXCLUDING JAIL
Active inmates 02/27/2001

Requestor: Statistics

Most Serious Crime Type by current age & sex

| Crime Type | M E N | | | | | | | | W O M E N | | | | | | | | Grand Total % |
|------------------|-------------|-------------|-------------|-------------|-------------|-------------|-------------|-------------|-------------|---------------|-----------|--|--|--|--|--|---------------|
| | Age 00-21 % | Age 22-39 % | Age 40-54 % | Age 55-99 % | Men Total % | Age 00-21 % | Age 22-39 % | Age 40-54 % | Age 55-99 % | Women Total % | | | | | | | |
| VIOL/PERSN | 1914 52 | 11434 44 | 4342 40 | 705 45 | 18395 44 | 97 59 | 626 35 | 261 36 | 42 63 | 1026 37 | 19421 44 | | | | | | |
| NVIOL/PERS | 2 0 | 19 0 | 9 0 | 1 0 | 31 0 | 0 0 | 1 0 | 0 0 | 0 0 | 1 0 | 32 0 | | | | | | |
| PROPERTY | 876 24 | 5733 22 | 2242 21 | 134 8 | 8985 21 | 52 32 | 653 36 | 252 34 | 10 15 | 967 35 | 9952 22 | | | | | | |
| DRUG SALES | 222 6 | 2553 10 | 928 9 | 86 5 | 3789 9 | 5 3 | 172 10 | 80 11 | 10 15 | 267 10 | 4056 9 | | | | | | |
| DRUG POSSN | 238 7 | 1977 8 | 800 7 | 68 4 | 3083 7 | 2 1 | 229 13 | 78 11 | 4 6 | 313 11 | 3396 8 | | | | | | |
| ALCOHOL | 0 0 | 0 0 | 0 0 | 0 0 | 0 0 | 0 0 | 0 0 | 0 0 | 0 0 | 0 0 | 0 0 | | | | | | |
| HABIT/DUI | 5 0 | 282 1 | 233 2 | 45 3 | 565 1 | 0 0 | 12 1 | 11 1 | 0 0 | 23 1 | 588 1 | | | | | | |
| SEX OFFEND | 276 8 | 2809 11 | 1971 18 | 513 33 | 5569 13 | 4 2 | 44 2 | 27 4 | 0 0 | 75 3 | 5644 13 | | | | | | |
| OTHER | 125 3 | 956 4 | 319 3 | 25 2 | 1425 3 | 5 3 | 69 4 | 26 4 | 1 1 | 101 4 | 1526 3 | | | | | | |
| Total reported | 3658 100 | 25763 100 | 10844 100 | 1577 100 | 41842 100 | 165 100 | 1806 100 | 735 100 | 67 100 | 2773 100 | 44615 100 | | | | | | |
| Percent reported | 99.5 | 99.8 | 99.8 | 99.9 | 99.8 | 100.0 | 99.4 | 99.9 | 100.0 | 99.6 | 99.8 | | | | | | |
| NOT REPORTED | 18 | 45 | 23 | 2 | 88 | 0 | 10 | 1 | 0 | 11 | 99 | | | | | | |
| Total | 3676 | 25808 | 10867 | 1579 | 41930 | 165 | 1816 | 736 | 67 | 2784 | 44714 | | | | | | |